




How to register for the Surrogate and Foster Parent Training Module

Go to the Region 10 website at www.region10.org and click Online Learning



Create an account

If you are a first-time user, you will need to create a user account. To do this, click on My Account at the top of the screen.



New Customers

If you are NEW to the Region 10 Education Service Center, click on the link below and complete the information requested.

[Create New Account](#)

Validate your new account:

- You will receive an E-mail confirmation with instructions.

Then click on Create New Account

New Account Registration

Please complete all required fields:

* Primary Email (Username)

Optional Secondary Email

* Salutation -- Select --

* First Name

Middle Initial

* Last Name

* Home Address

Complete the fields to create your account.

Organization Filter

Region 10 Campuses	All Tx Campuses
Tx Private Schools	Tx Charter Schools
LEA Admin/Staff	ESC/TEA Staff
Other	

Choose a button above to FILTER the Organization and Campus lists below. Click the ? icon for more information.

Organization -- Select --

* Campus

TIP: If you cannot locate your Org/Campus in the dropdown try the Advanced Search below.
If you still can't find your Org/Campus. Choose "Other" above and please submit a help ticket on the next page AFTER.

Advanced Org/Campus Search

Near the bottom of the account creation form, click on the All Texas Campuses box, select the school district that your child attends and then select the campus.

[Create Account](#)

Click Create Account


You will receive an email at the email address that you provided while creating the account. Please log into your email and click the link to verify your account. If you can't find it in your primary inbox, please check your Junk and Spam folders.

Login in to your account

Click the Login in button at the top right corner of the screen.




On your home page, click the Catalog icon in the menu on the right side of the screen.

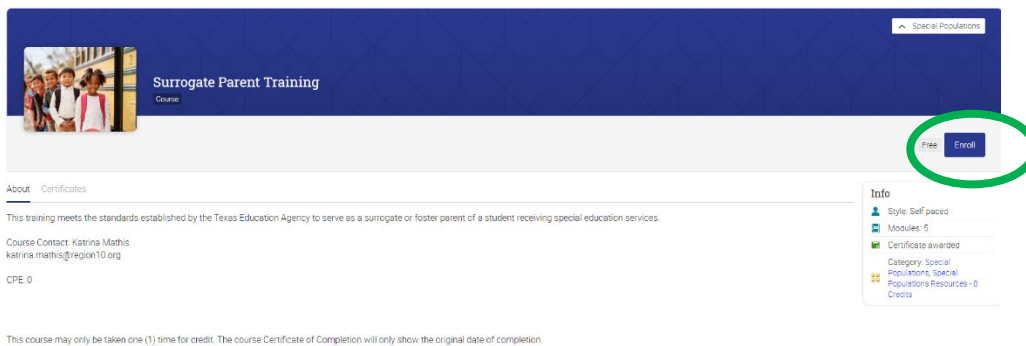


On the My Professional Learning page, click on the Special Populations tile.



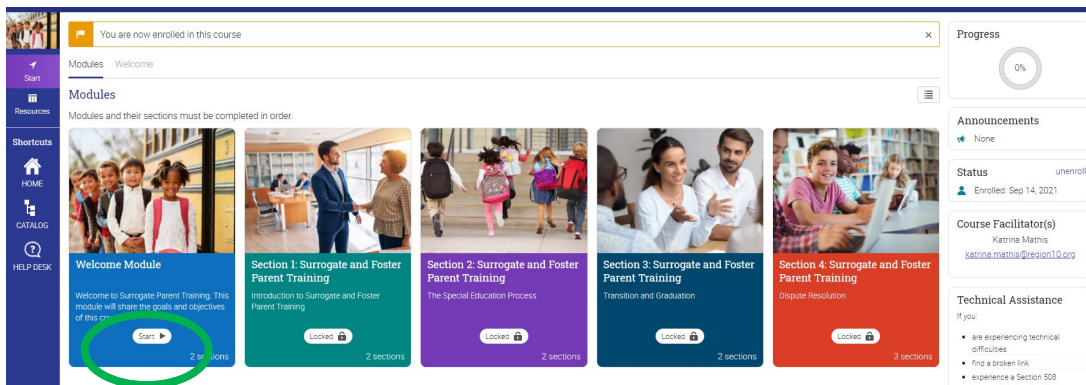


On this page, click on the Surrogate Parent Training Tile



Click Enroll

You are now enrolled in the course and can begin the training modules by clicking on the Start button on the Welcome Module



You must complete the modules in order. There are 4 sections and each section has a quiz that must be completed to move to the next session. You must view the video and then complete the quiz in each section. A total of three attempts is allowable per section to obtain mastery. The module will guide you through the progression.

Once you complete the training you will receive a certificate of completion that you can provide to your district and/or other institution as documentation of your completion of the Surrogate and Foster Parent Training.

If you need assistance, please contact

bryan.wilson@region10.org or katrina.mathis@region10.org