

HITACHI

Reliable solutions



Dealer Portal login with Okta Verify

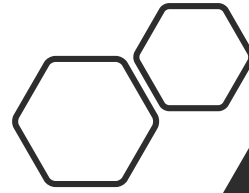
Equipment Dealer Portal

11th Jan 2021

User Manual

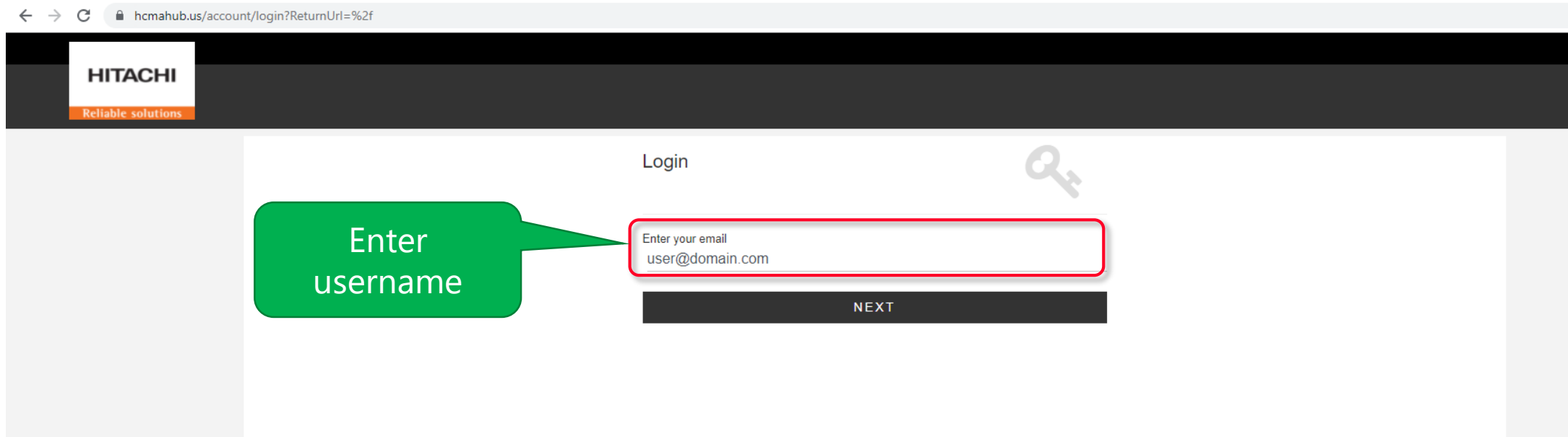
Hitachi Solutions Asia Pacific

**Secured your accounts
with a strong Okta
multi-factor
authentication solution.**



Equipment Dealer Portal Login

2 step login process – Step #1 : Enter email address/username



2 step login process – Step #2 : Enter password

The screenshot shows a web browser window with the URL `hcmahub.us/account/login?ReturnUrl=%2f`. The page features the Hitachi logo and the tagline "Reliable solutions" in the top left corner. The main content area displays a "Sign In" form. The form includes a "Username" field with the text "user@domain.com" and a "Password" field containing seven dots. A red rectangular box highlights the password field, and a green callout bubble with the text "Enter password" points to it. Below the password field is a "Remember me" checkbox and a blue "Sign In" button. At the bottom of the form, there is a link that says "Need help signing in?".

Setup Okta verify

Setup Okta verify on your mobile


The screenshot shows a web browser window with the URL `hcmahub.us/account/login?ReturnUrl=%2f`. The page header features the HITACHI logo and the tagline "Reliable solutions". The main content area is titled "Set up multifactor authentication" and includes the text: "Your company requires multifactor authentication to add an additional layer of security when signing in to your account". There are two options listed: "Okta Verify" (selected with a blue checkmark) and "Google Authenticator". The "Okta Verify" option has a "Setup" button highlighted with a red square. A green callout bubble with the text "Click here to begin setup" points to this button. The "Google Authenticator" option also has a "Setup" button.

Setup Okta verify

Select type of device. iPhone / Android

← → ↻ hcmahub.us/account/login?ReturnUrl=%2f

HITACHI
Reliable solutions



Setup Okta Verify

Select your device type

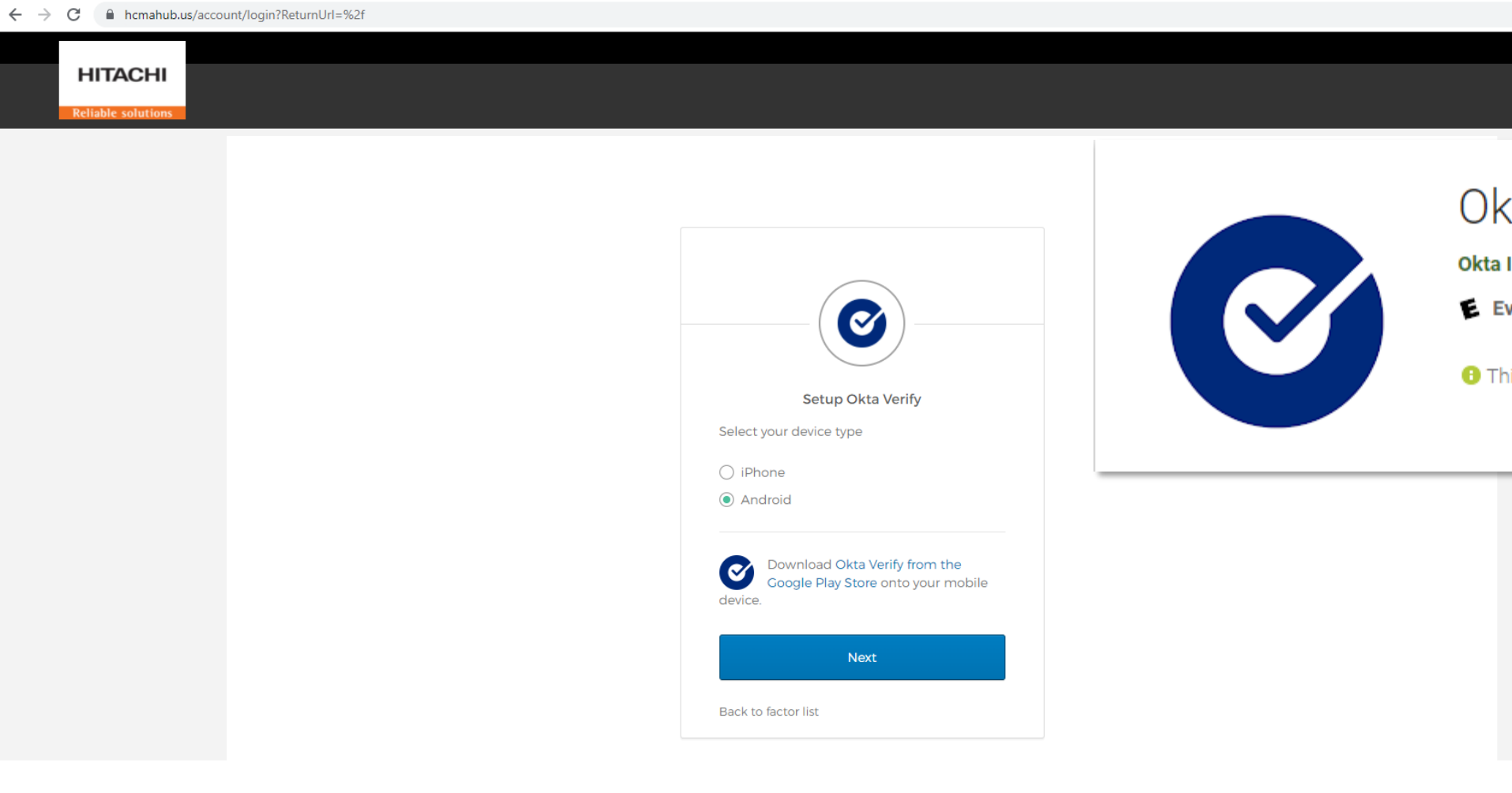
iPhone

Android

[Back to factor list](#)


Setup Okta verify

Android device. Install Okta verify mobile app from Google Play Store



← → ↻ hcmahub.us/account/login?ReturnUrl=%2f

HITACHI
Reliable solutions




Setup Okta Verify

Select your device type


iPhone


Android

 Download Okta Verify from the Google Play Store onto your mobile device.

Next

[Back to factor list](#)






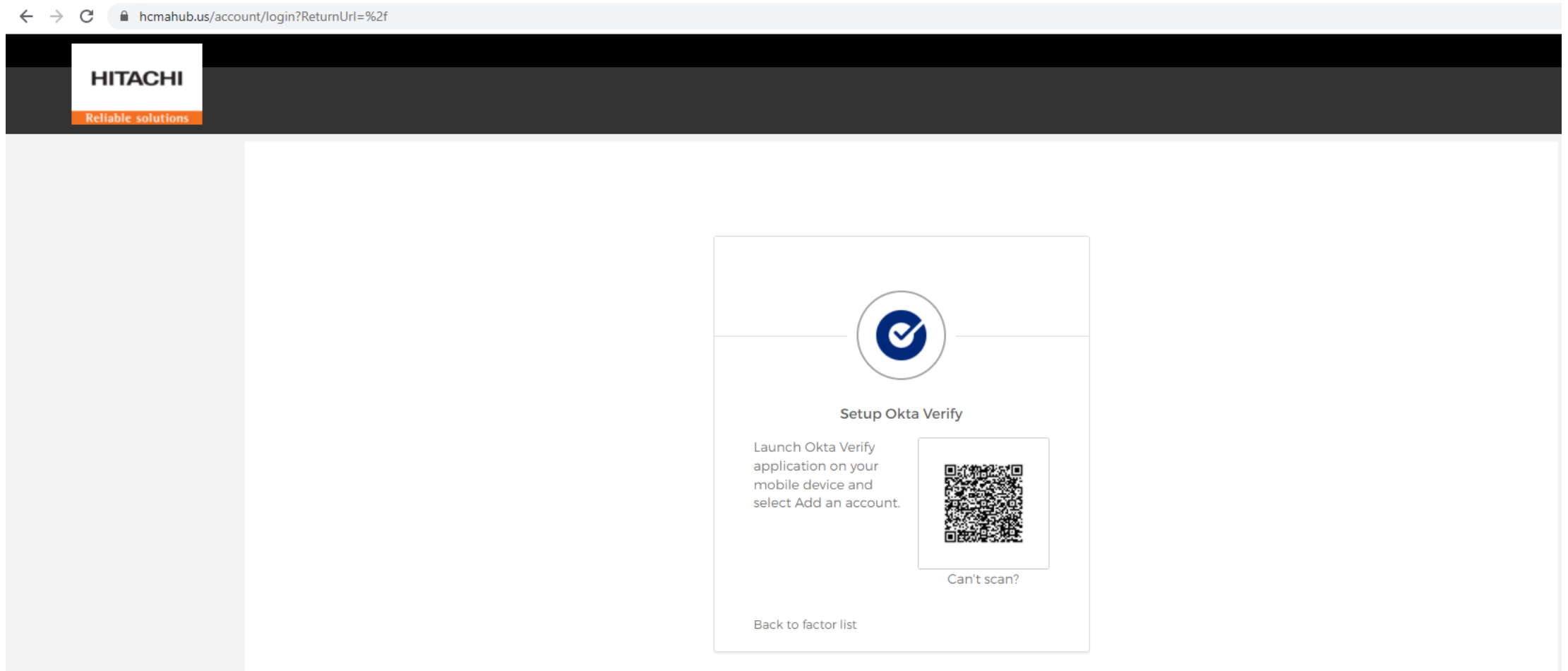
Okta Verify

Okta Inc. Productivity

E Everyone

 This app is available for all of your devices

Add account by scanning QR code from Okta verify add in android device



Logged in to Dealer Portal

User will be logged into Dealer Portal after successful authentication

Browser address bar: Not secure | hcmahub.us

Header: Hello, Diana | 404 760 2501 | salessupport@hitachicm.us

Search bar: Search by Keyword or Item#

Navigation: CATEGORIES

Banner image: Two Hitachi wheel loaders (one orange, one red) at a construction site.


SHOP BY CATEGORY

- Compact
- Mid-Sized
- Large
- Attachments
- Options (IMAGE COMING SOON!)

Push Notification: Authorize your access by using Okta verify app on mobile

← → ↻ hcmahub.us/account/login?ReturnUrl=%2f

HITACHI
Reliable solutions



Okta Verify (JKM-LX2)

[Send Push](#)

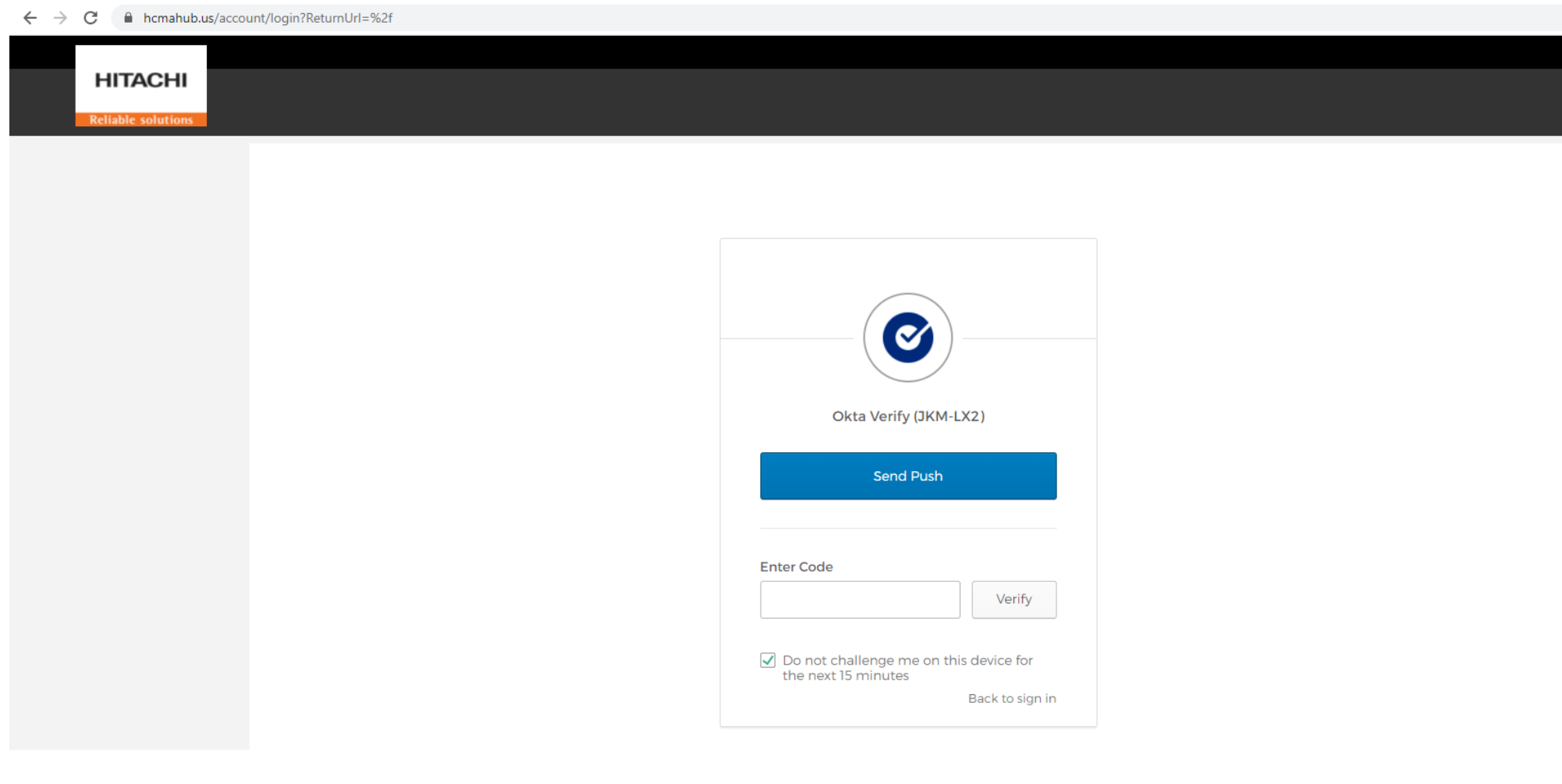
Or enter code

Do not challenge me on this device for the next 15 minutes

[Back to sign in](#)

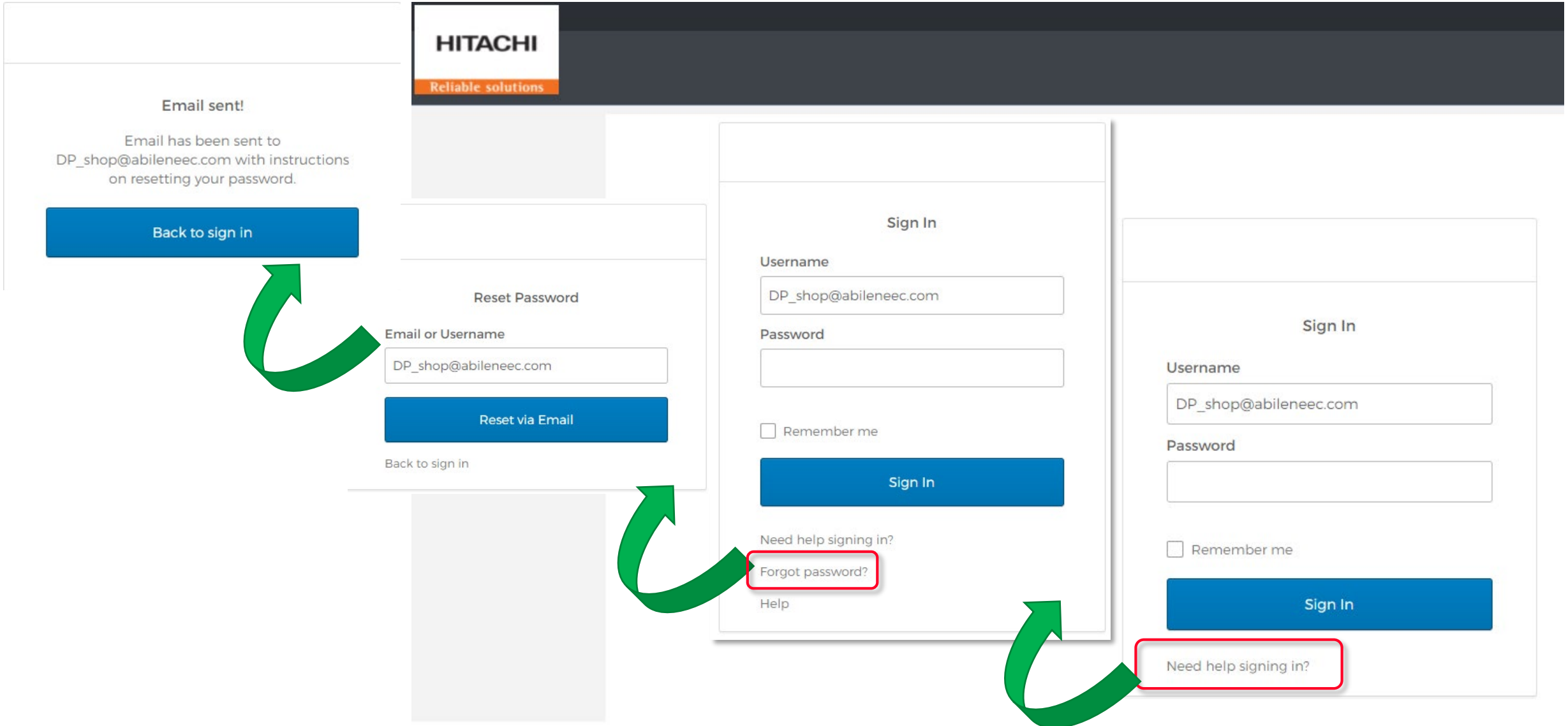
Subsequent login

Code: Authorize your access by using Okta verify app on mobile



Forgot password

Forgot password



HITACHI
Inspire the Next