



WPA INTELLIGENCE
214 Fourth Street, SE
Washington, DC 20003
405.286.6500
www.wpaintel.com

WPA ID: 22-653-04K

LFS_UTAH_SENATE_BRUSHFIRE_MQ_220929
MIKE LEE FOR SENATE
UTAH STATEWIDE
LIKELY VOTER
SEPTEMBER 27-29, 2022

SAMPLE:

n=528 Likely Voters
MoE=±4.3%
64% LV Cells

INTRODUCTION: Good evening. May I please speak with NAME FROM FILE? My name is _____ and I'm calling from WPA Intelligence, a national public opinion firm. This evening we're conducting a short scientific survey in Utah and we'd like to get your opinions. We're not selling anything and your responses will be completely confidential.

SCREENER

1. First, are you or any member of your immediate family a member of the news media, a Public Relations company, or an active participant with any political campaign?
 1. Yes **TERMINATE**
 2. No/All other 100%

2. And how likely would you say you are to vote in this year's upcoming November general election for U.S. Senate, Congress, and various other state and local offices? Would you say you will...**ROTATE TOP-TO-BOTTOM, BOTTOM-TO-TOP**
 1. Definitely vote.....85%
 2. Probably vote.....10%
 3. It's Fifty-fifty.....5%
 4. Probably not vote.....**TERMINATE AND COLLECT DEMOS**
 5. Definitely not vote.....**TERMINATE AND COLLECT DEMOS**
 6. DK/Refused**TERMINATE AND COLLECT DEMOS**

3. Please rate your interest in the upcoming elections on a scale from zero to ten. Zero meaning you have no interest in the election, five meaning you are somewhat interested in the upcoming elections and ten meaning you are very interested in the upcoming elections.

		<u>May 17-19</u>	<u>May 31-Jun 2</u>	<u>Jun 14-16</u>	<u>Jun 21-23</u>	<u>Jul 7-8</u>	<u>Jul 12-14</u>	<u>Aug 3-4</u>	<u>Sept 27-29</u>
1.	Zero	5%	<1%	<1%	1%	1%	<1%	1%	<1%
2.	1	0%	0%	1%	0%	0%	0%	<1%	1%
3.	2	1%	1%	3%	<1%	11%	1%	1%	0%
4.	3	1%	4%	1%	1%	2%	2%	2%	1%
5.	4	1%	2%	5%	1%	2%	1%	2%	2%
6.	5	8%	6%	1%	9%	7%	10%	11%	9%
7.	6	2%	6%	7%	3%	3%	6%	5%	4%
8.	7	5%	9%	9%	8%	5%	8%	12%	15%
9.	8	15%	16%	8%	13%	15%	15%	13%	10%
10.	9	7%	12%	1%	11%	10%	8%	5%	6%
11.	10	53%	45%	63%	52%	55%	49%	48%	51%
12.	DK/Refused DNR	2%	<1%	0%	1%	<1%	1%	<1%	0%

Now I am going to read you a list of names of people active in politics. After I read each one, please tell me if you have a favorable or unfavorable impression of that person. If I read you one you have never heard of, just tell me and we'll move on to the next person.

IF FAVORABLE/UNFAVORABLE, ASK:

And, would you say you have a VERY (favorable/unfavorable) impression of that person, or just SOMEWHAT?

The (first/next) one is... RANDOMIZE

		Name ID	Total Fav	Total Unfav	Net Fav	Very Fav 1.	Smwt Fav 2.	No Opinion DNR 3.	Never heard of 4.	Smwt Unfav 5.	Very Unfav 6.
	<u>Sept 2010</u>										
	<u>Dec 2013</u>										
	<u>Sept 2015</u>										
	<u>Sept 2016</u>										
	<u>Dec 2021</u>										
	<u>Mar 2022</u>										
4.	Mike Lee	<u>Apr 26-28</u>									
	<u>May 17-19</u>										
	<u>May 31-Jun 2</u>										
	<u>Jun 14-16</u>										
	<u>Jun 21-23</u>										
	<u>Jul 7-8</u>										

	Name ID	Total Fav	Total Unfav	Net Fav	Very Fav 1.	Smw Fav 2.	No Opinion DNR 3.	Never heard of 4.	Smw Unfav 5.	Very Unfav 6.
	<u>Jul 12-14</u>									
	<u>Aug 3-4</u>									
	<u>Sept 27-29</u>									
5. Evan McMullin	<u>Dec 2021</u>									
	<u>Mar 2022</u>									
	<u>Apr 26-28</u>									
	<u>May 17-19</u>									
	<u>May 31-Jun 2</u>									
	<u>Jun 14-16</u>									
	<u>Jun 21-23</u>									
	<u>Jul 7-8</u>									
	<u>Jul 12-14</u>									
	<u>Aug 3-4</u>									
	<u>Sept 27-29</u>									
	<u>Apr 26-28</u>									
	<u>May 17-19</u>									
	<u>May 31-Jun 2</u>									
	<u>Jun 14-16</u>									
6. Donald Trump	<u>Jun 21-23</u>									
	<u>Jul 7-8</u>									
	<u>Jul 12-14</u>									
	<u>Aug 3-4</u>									
	<u>Apr 26-28</u>									
	<u>Sept 27-29</u>									
	<u>Jul 7-8</u>									
	<u>Jul 12-14</u>									
7. Joe Biden	<u>Aug 3-4</u>									
	<u>Sept 27-29</u>									

8. Overall, would you say you ROTATE approve or disapprove END ROTATE of the job Mike Lee has done as Senator?

IF APPROVE/DISAPPROVE, ASK:

And, would you say you STRONGLY (approve/disapprove) or NOT-SO-STRONGLY (approve/disapprove)?

TOTAL APPROVE	56%
TOTAL DISAPPROVE	32%

1. Strongly approve
2. Not-so-strongly approve
3. DK/Refused DNR
4. Not-so-strongly disapprove
5. Strongly disapprove



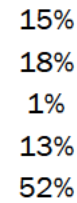
9. Overall, would you say you ROTATE approve or disapprove END ROTATE of the job Joe Biden has done as President?

IF APPROVE/DISAPPROVE, ASK:

And, would you say you STRONGLY (approve/disapprove) or NOT-SO-STRONGLY (approve/disapprove)?

TOTAL APPROVE	33%
TOTAL DISAPPROVE	65%

1. Strongly approve
2. Not-so-strongly approve
3. DK/Refused DNR
4. Not-so-strongly disapprove
5. Strongly disapprove



10. Which of the following best represents your opinion regarding Mike Lee:

READ TOP-TO-BOTTOM OR BOTTOM-TO-TOP ONLY

1. I would vote to re-elect Mike Lee to U.S. Senate regardless of who ran against him.
2. I would consider another candidate
3. DK/Refused DNR
4. I would vote to replace Mike Lee to the U.S. Senate regardless of who ran against him.



11. And, if the general election for U.S. Senate were held today, for whom would you vote if the candidates were...**RANDOMIZE**

Mike Lee, Republican

...or...

Evan McMullin, Independent

IF (LEE/MCMULLIN), ASK:

And would you DEFINITELY vote for (LEE/MCMULLIN) or just PROBABLY?

IF UNDECIDED/NOT SURE, ASK

If you had to choose today, who would you lean toward (repeat candidates)?

TOTAL LEE		57%
TOTAL MCMULLIN		40%
1.	Definitely Lee	36%
2.	Probably Lee	16%
3.	Lean Lee	5%
4.	Hard Undecided/DK/Refused DNR	2%
5.	Lean McMullin	3%
6.	Probably McMullin	13%
7.	Definitely McMullin	24%

12. If the general election for U.S. Senate were held today, for whom would you vote... **RANDOMIZE**






















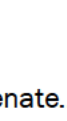


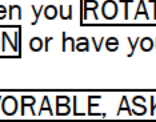
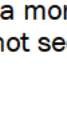
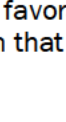
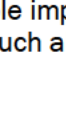
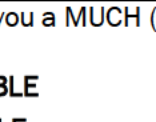







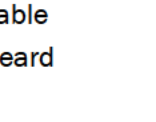







Mike Lee, Republican
 Evan McMullin, Independent
 Tommy Williams, Independent American
 Jimmy Hansen, Libertarian
 ...or...
 Someone else

IF (LEE/MCMULLIN), ASK:

And would you DEFINITELY vote for (LEE/MCMULLIN) or just PROBABLY?

IF UNDECIDED/NOT SURE, ASK

If you had to choose today, who would you lean toward (repeat candidates)?








						Jul 7-8	Jul 12-14	Aug 3-4	
	TOTAL LEE					46%	49%	50%	51%
	TOTAL MCMULLIN					33%	35%	32%	33%
1.	Definitely Lee					27%	31%	27%	34%
2.	Probably Lee					13%	16%	19%	16%
3.	Lean Lee					6%	3%	4%	1%
4.	Hard Undecided/DK/Refused					13%	5%	12%	3%
	DNR								
5.	Lean McMullin					5%	4%	3%	3%
6.	Probably McMullin					12%	17%	13%	11%
7.	Definitely McMullin					16%	14%	16%	20%
8.	Tony Williams					1%	1%	1%	2%
9.	Jimmy Hansen					6%	9%	5%	3%
10.	Someone Else								7%

ROTATE Q13-Q15 AND Q16-Q18 AS BLOCKS

13. Thinking about Mike Lee's campaign for U.S. Senate... would you say what you have seen, read, or heard recently about Mike Lee has given you **ROTATE** a more favorable impression of him, a less favorable impression of him **END ROTATION** or have you not seen that much about him recently?

IF MORE FAVORABLE/ LESS FAVORABLE, ASK:

And, would you say it has given you a MUCH (more/less) favorable impression of him or just SOMEWHAT?

	TOTAL MORE FAVORABLE	
	TOTAL LESS FAVORABLE	
1.	Much more favorable	
2.	Somewhat more favorable	
3.	Have not seen/read/heard	
4.	Refused DNR	
5.	Somewhat less favorable	
6.	Much less favorable	

IF Q13:1-2 OR 5-6, ASK Q14-Q15:

N=218

14. And, can you recall where you read or heard about Mike Lee? Was it **ACCEPT MULTIPLE RESPONSES**

TOTAL PAID MEDIA (Punches 1-5, 9)	64%
TOTAL EARNED MEDIA (Punches 6-8)	53%
TOTAL ONLINE MEDIA (Punches 2, 7-8)	37%

1. Mail you received	6%
2. E-mail you received	7%
3. Radio ad you heard	15%
4. Television ad you saw	54%
5. A phone call you received	3%
6. News coverage of the election	35%
7. Something you read on a blog or news website	22%
8. A digital advertisement on Facebook, YouTube, or another website	18%
9. Someone from the campaign came to my door	3%
10. DK/REF DNR	6%

15. And, can you tell me what you remember specifically seeing, reading or hearing about Mike Lee?

PROBE: Is there anything else that you remember seeing, reading or hearing about Mike Lee?

SEE VERBATIM RESPONSE







16. Thinking about Evan McMullin's campaign for U.S. Senate... would you say what you have seen, read, or heard recently about Evan McMullin has given you **ROTATE** a more favorable impression of him, a less favorable impression of him **END ROTATION** or have you not seen that much about him recently?

IF MORE FAVORABLE/ LESS FAVORABLE, ASK:

And, would you say it has given you a MUCH (more/less) favorable impression of him or just SOMEWHAT?

TOTAL MORE FAVORABLE

TOTAL LESS FAVORABLE

1. Much more favorable	
2. Somewhat more favorable	
3. Have not seen/read/heard	
4. Refused DNR	
5. Somewhat less favorable	
6. Much less favorable	

[F Q16:1-2 OR 5-6, ASK Q17-Q18:]

N=243

17. And, can you recall where you read or heard about Evan McMullin? Was it ACCEPT MULTIPLE RESPONSES

TOTAL PAID MEDIA (Punches 1-5, 9)	70%
TOTAL EARNED MEDIA (Punches 6-8)	47%
TOTAL ONLINE MEDIA (Punches 2, 7-8)	31%

1. Mail you received	10%
2. E-mail you received	3%
3. Radio ad you heard	11%
4. Television ad you saw	58%
5. A phone call you received	2%
6. News coverage of the election	24%
7. Something you read on a blog or news website	19%
8. A digital advertisement on Facebook, YouTube, or another website	16%
9. Someone from the campaign came to my door	1%
10. DK/REF <u>DNR</u>	2%

18. And, can you tell me what you remember specifically seeing, reading or hearing about Evan McMullin?

PROBE: Is there anything else that you remember seeing, reading or hearing about Evan McMullin?

SEE VERBATIM RESPONSE

ROTATE Q19-Q28, Q29-Q34, AND Q35-Q48 AS BLOCKS

Now, I am going to read you some brief statements that you might hear during the campaign for U.S. Senate about Mike Lee. For each statement, please tell me whether this information would make you more likely to vote **ROTATE** for or against **END ROTATION** Mike Lee, or if it makes no difference either way in how you might vote.

IF VOTE FOR/AGAINST, ASK:

And would you say it would make you MUCH more likely to vote (for/against) Mike Lee or just SOMEWHAT?

The (first/next) one is...

RANDOMIZE AND READ EACH RESPONDENT HALF OF Q19-Q26

		Total Vote for	Much For 1.	Smw For 2.	No Diff 3.	DK/Ref DNR 4.	Smw Agnt 5.	Much Agnt 6.	Total Vote Agnt
19.	[REDACTED]	[REDACTED]	[REDACTED]	[REDACTED]	[REDACTED]	[REDACTED]	[REDACTED]	[REDACTED]	[REDACTED]
20.	[REDACTED]	[REDACTED]	[REDACTED]	[REDACTED]	[REDACTED]	[REDACTED]	[REDACTED]	[REDACTED]	[REDACTED]
21.	[REDACTED]	[REDACTED]	[REDACTED]	[REDACTED]	[REDACTED]	[REDACTED]	[REDACTED]	[REDACTED]	[REDACTED]
22.	[REDACTED]	[REDACTED]	[REDACTED]	[REDACTED]	[REDACTED]	[REDACTED]	[REDACTED]	[REDACTED]	[REDACTED]
23.	[REDACTED]	[REDACTED]	[REDACTED]	[REDACTED]	[REDACTED]	[REDACTED]	[REDACTED]	[REDACTED]	[REDACTED]

Total Vote for	Much For 1.	Smwt For 2.	No Diff 3.	DK/Ref DNR: 4	Smwt Agnst 5.	Much Agnst 6.	Total Vote Agnst
-------------------	-------------------	-------------------	---------------	---------------------	---------------------	---------------------	------------------------

24.A

[REDACTED]

[REDACTED] [REDACTED] [REDACTED] [REDACTED] [REDACTED]

24.B

[REDACTED]

[REDACTED]

25.

[REDACTED]

[REDACTED] [REDACTED] [REDACTED] [REDACTED]

26.

[REDACTED]

[REDACTED]

27. And now that you have heard some more information about the candidates for U.S. Senate, if the general election for U.S. Senate were held today, for whom would you vote if the candidates were... **RANDOMIZE**

Mike Lee, Republican
 Evan McMullin, Independent
 Tommy Williams, Independent American
 Jimmy Hansen, Libertarian
 ...or...
 Someone else

IF (LEE/MCMULLIN), ASK:

And would you DEFINITELY vote for (LEE/MCMULLIN) or just PROBABLY?

IF UNDECIDED/NOT SURE, ASK

If you had to choose today, who would you lean toward (repeat candidates)?

		<u>Initial</u>	<u>Lee Pos</u>
	TOTAL LEE	51%	56%
	TOTAL MCMULLIN	33%	29%
1.	Definitely Lee	34%	37%
2.	Probably Lee	16%	17%
3.	Lean Lee	1%	2%
4.	Hard Undecided/DK/Refused DNR	3%	3%
5.	Lean McMullin	3%	1%
6.	Probably McMullin	11%	7%
7.	Definitely McMullin	20%	20%
8.	Tommy Williams	2%	1%
9.	Jimmy Hansen	3%	2%
10.	Someone Else	7%	9%

28. What about the information you just heard about Mike Lee made the biggest impression on you?

PROBE: Is there anything else you just heard about Mike Lee that made an impression on you? **PROBE**
UNTIL NO MORE INFORMATION IS GIVEN

DO NOT READ CHOICES, ACCEPT MULTIPLE RESPONSES

6. [REDACTED]

7. [REDACTED]

9. [REDACTED]

4. [REDACTED]

8. [REDACTED]

5. [REDACTED]


3. [REDACTED]

1. [REDACTED]

2. [REDACTED]

11. [REDACTED]

All Likely Voters– Lee Positive Messages (100%)



Now, I am going to read you some brief statements that you might hear during the campaign for U.S. Senate about Mike Lee. For each statement, please tell me whether this information would make you more likely to vote **ROTATE** for or against **END ROTATION** Mike Lee, or if it makes no difference either way in how you might vote.

IF VOTE FOR/AGAINST, ASK:

And would you say it would make you MUCH more likely to vote (for/against) Mike Lee or just SOMEWHAT?

The (first/next) one is...

RANDOMIZE AND READ EACH RESPONDENT HALF OF Q29-Q32

	Total Vote for	Much For 1.	Smwt For 2.	No Diff 3.	DK/Ref DNR 4	Smwt Agnst 5.	Much Agnst 6.	Total Vote Agnst
29. [REDACTED]								
[REDACTED]								
[REDACTED]								
[REDACTED]								
[REDACTED]								

33. And now that you have heard some more about the candidates for U.S. Senate, if the general election for U.S. Senate were held today, for whom would you vote if the candidates were... **RANDOMIZE**

Mike Lee, Republican
 Evan McMullin, Independent
 Tommy Williams, Independent American
 Jimmy Hansen, Libertarian
 ...or...
 Someone else

IF (LEE/MCMULLIN), ASK:

And would you DEFINITELY vote for (LEE/MCMULLIN) or just PROBABLY?

IF UNDECIDED/NOT SURE, ASK

If you had to choose today, who would you lean toward (repeat candidates)?

		<u>Initial</u>	<u>Lee POS</u>	<u>Lee CON</u>
	TOTAL LEE	51%	56%	52%
	TOTAL MCMULLIN	33%	29%	30%
1.	Definitely Lee	34%	37%	38%
2.	Probably Lee	16%	17%	14%
3.	Lean Lee	1%	2%	<1%
4.	Hard Undecided/DK/Refused DNR	3%	3%	3%
5.	Lean McMullin	3%	1%	1%
6.	Probably McMullin	11%	7%	9%
7.	Definitely McMullin	20%	20%	20%
8.	Tommy Williams	2%	1%	1%
9.	Jimmy Hansen	3%	2%	2%
10.	Someone Else	7%	9%	11%

34. What about the information you just heard about Mike Lee made the biggest impression on you?

PROBE: Is there anything else you just heard about Mike Lee that made an impression on you? **PROBE**
UNTIL NO MORE INFORMATION IS GIVEN

DO NOT READ CHOICES. ACCEPT MULTIPLE RESPONSES

1.

[REDACTED]



Now, I am going to read you some brief statements that you might hear during the campaign about Evan McMullin. For each statement, please tell me whether this information would make you more likely to vote **ROTATE** for or against **END ROTATION** Evan McMullin, or if it makes no difference either way in how you might vote.

IF VOTE FOR/AGAINST, ASK:

And would you say it would make you MUCH more likely to vote (for/against) Evan McMullin or just SOMEWHAT?

The (first/next) one is...

RANDOMIZE AND READ EACH RESPONDENT HALF OF Q35-Q46

	Total Vote for	Much For 1.	Smw For 2.	No Diff 3.	DK/Ref DNR 4	Smw Agnt 5.	Much Agnt 6.	Total Vote Agnt
35. [REDACTED]	[REDACTED]	[REDACTED]	[REDACTED]	[REDACTED]	[REDACTED]	[REDACTED]	[REDACTED]	[REDACTED]
[REDACTED]	[REDACTED]	[REDACTED]	[REDACTED]	[REDACTED]	[REDACTED]	[REDACTED]	[REDACTED]	[REDACTED]
[REDACTED]	[REDACTED]	[REDACTED]	[REDACTED]	[REDACTED]	[REDACTED]	[REDACTED]	[REDACTED]	[REDACTED]
[REDACTED]	[REDACTED]	[REDACTED]	[REDACTED]	[REDACTED]	[REDACTED]	[REDACTED]	[REDACTED]	[REDACTED]
[REDACTED]	[REDACTED]	[REDACTED]	[REDACTED]	[REDACTED]	[REDACTED]	[REDACTED]	[REDACTED]	[REDACTED]
[REDACTED]	[REDACTED]	[REDACTED]	[REDACTED]	[REDACTED]	[REDACTED]	[REDACTED]	[REDACTED]	[REDACTED]
[REDACTED]	[REDACTED]	[REDACTED]	[REDACTED]	[REDACTED]	[REDACTED]	[REDACTED]	[REDACTED]	[REDACTED]
[REDACTED]	[REDACTED]	[REDACTED]	[REDACTED]	[REDACTED]	[REDACTED]	[REDACTED]	[REDACTED]	[REDACTED]

42.

--	--

47. And now that you have heard some more about the candidates for U.S. Senate, if the general election for U.S. Senate were held today, for whom would you vote if the candidates were...**RANDOMIZE**

Mike Lee, Republican
 Evan McMullin, Independent
 Tommy Williams, Independent American
 Jimmy Hansen, Libertarian
 ...or...
 Someone else

IF (LEE/MCMULLIN), ASK:

And would you DEFINITELY vote for (LEE/MCMULLIN) or just PROBABLY?

IF UNDECIDED/NOT SURE, ASK

If you had to choose today, who would you lean toward (repeat candidates)?

		<u>Initial</u>	<u>Lee POS</u>	<u>Lee CON</u>	<u>McMullin Con</u>
	TOTAL LEE	51%	56%	52%	51%
	TOTAL MCMULLIN	33%	29%	30%	28%
1.	Definitely Lee	34%	37%	38%	40%
2.	Probably Lee	16%	17%	14%	11%
3.	Lean Lee	1%	2%	<1%	<1%
4.	Hard Undecided/DK/Refused DNR	3%	3%	3%	3%
5.	Lean McMullin	3%	1%	1%	1%
6.	Probably McMullin	11%	7%	9%	8%
7.	Definitely McMullin	20%	20%	20%	19%
8.	Tommy Williams	2%	1%	1%	3%
9.	Jimmy Hansen	3%	2%	2%	2%
10.	Someone Else	7%	9%	11%	13%

48. What about the information you just heard about Evan McMullin made the biggest impression on you?

PROBE: Is there anything else you just heard about Evan McMullin that made an impression on you? **PROBE**
UNTIL NO MORE INFORMATION IS GIVEN

DO NOT READ CHOICES, ACCEPT MULTIPLE RESPONSES

- | | | |
|------|------------|--------------------------|
| 5. | [REDACTED] | <input type="checkbox"/> |
| 7. | [REDACTED] | <input type="checkbox"/> |
| 2. | [REDACTED] | <input type="checkbox"/> |
| 4. | [REDACTED] | <input type="checkbox"/> |
| 3. | [REDACTED] | <input type="checkbox"/> |
| 8. | [REDACTED] | <input type="checkbox"/> |
| 9. | [REDACTED] | <input type="checkbox"/> |
| 12. | [REDACTED] | <input type="checkbox"/> |
| 1. | [REDACTED] | <input type="checkbox"/> |
| 11. | [REDACTED] | <input type="checkbox"/> |
| 6. | [REDACTED] | <input type="checkbox"/> |
| 10. | [REDACTED] | <input type="checkbox"/> |
| 14.. | [REDACTED] | <input type="checkbox"/> |
| 13.. | [REDACTED] | <input type="checkbox"/> |



ROTATE Q49-Q51

49. I'm going to read a description of a television ad that you may or may not have seen in the last few weeks, and I'd like you to tell me whether you remember seeing the ad:

The ad starts out showing a flag and the U.S. Capitol. With the narrator saying quote in the halls of Congress, few have the courage to stand up and say no more to things like runaway spending, big government, the assault on our Constitution. But Mike Lee often stands alone, because he is standing with Utahns back home. The ad ends with Mike Lee walking in a neighborhood saying when government threatens your freedoms, I fight back.

PROMPT IF NECESSARY: Do you recall seeing this ad in the last few weeks?

IF YES, PROBE:

And would you say the ad makes **ROTATE** more or less **END ROTATE** likely to vote for Mike Lee or does it make no difference to you?

TOTAL SEEN**24%**

1. More likely
2. Less likely
3. No Difference
4. Haven't seen
5. Refused **DNR**



50. I'm going to read a description of a television ad that you may or may not have seen in the last few weeks, and I'd like you to tell me whether you remember seeing the ad:

The ad starts by showing a brick wall with a picture of Evan McMullin smiling. The narrator states quote after a foolish, vanity campaign for president, Evan McMullin is under a mountain of debt, on the hook for six hundred grand owed to the workers and contractors he stiffed six years ago end quote. Six hundred forty-four thousand is spray painted on the brick wall. A moving van with a picture of the U.S. Capitol and Evan McMullin laughing drives by and the narrator continues quote so Evan McMullin moved here from DC, opened a back account, and started shaking down hard working Utahans for campaign donations end quote. It then shows Evan McMullin with a hand full of cash and deadbeat politician is spray painted on the wall. The narrator ends by saying Evan McMullin is not who he says he is.

PROMPT IF NECESSARY: Do you recall seeing this ad in the last few weeks?

IF YES, PROBE:

And would you say the ad makes **ROTATE** more or less **END ROTATE** likely to vote for Evan McMullin or does it make no difference to you?

TOTAL SEEN**29%**

1. More likely
2. Less likely
3. No Difference
4. Haven't seen
5. Refused **DNR**



51. I'm going to read a description of a television ad that you may or may not have seen in the last few weeks, and I'd like you to tell me whether you remember seeing the ad:

The ad starts with Evan McMullin and in the background there is a list of companies moving in a movie credits fashion. McMullin says see all these powerful special interest groups, they've given Senator Lee nearly four million dollars, big oil, big tech, big banks, giant drug companies. Mike Lee has changed, he votes for them and not for us. McMullin promises to not take a dime from any special interest group so he can stay independent for Utah. The ad ends with McMullin talking to a couple holding a baby.

PROMPT IF NECESSARY: Do you recall seeing this ad in the last few weeks?

IF YES, PROBE:

And would you say the ad makes **ROTATE** more or less **END ROTATE** likely to vote for Evan McMullin or does it make no difference to you?

TOTAL SEEN		23%
1.	More likely	■
2.	Less likely	■
3.	No Difference	■
4.	Haven't seen	■
5.	Refused DNR	■

And now I have just a few more questions for demographic purposes only....

52. Party Registration: **PRE-CODE**

- | | | |
|----|-------------------|-----|
| 1. | Republican | 56% |
| 2. | Independent/Other | 29% |
| 3. | Democrat | 15% |

53. And, would you say you are a **ROTATE** Conservative, Moderate, or Liberal **END ROTATION** in your political beliefs?

IF CONSERVATIVE/LIBERAL, ASK:

And, would you say you are VERY (conservative/liberal) or just SOMEWHAT (conservative/liberal)?

TOTAL CONSERVATIVE 49%

TOTAL LIBERAL 17%

- | | | |
|----|-----------------------|-----|
| 1. | Very Conservative | 27% |
| 2. | Somewhat Conservative | 21% |
| 3. | Moderate | 28% |
| 4. | DK/Refused DNR | 6% |
| 5. | Somewhat Liberal | 11% |
| 6. | Very Liberal | 6% |

54. And thinking back to the presidential election in November of 2020, for whom did you vote **ROTATE FIRST TWO**

Donald Trump, the Republican

Joe Biden, the Democrat

...or...

Someone else

- | | | |
|----|--|-----|
| 1. | Trump | 49% |
| 2. | Someone Else | 11% |
| 3. | Don't Remember/Did not Vote DNR | 2% |
| 4. | Refused DNR | 2% |
| 5. | Biden | 35% |

55. What is the highest level of formal education you have completed?

- | | | |
|----|---------------------------------|-----|
| 1. | High school or Less | 19% |
| 2. | Some College /Associates Degree | 40% |
| 3. | Bachelor's Degree | 26% |
| 4. | Post graduate | 14% |
| 5. | DK/Refused DNR | <1% |

56. Which of the following best describes your race or ethnicity?

- | | | |
|----|---|-----|
| 1. | White | 90% |
| 2. | Hispanic, Mexican, Latino, Spanish | 1% |
| 3. | African-American | 3% |
| 4. | Asian | 1% |
| 5. | Other (specify) _____ | 2% |
| 6. | Refused DNR | 3% |

57. Which of the following best describes your religion or religious denomination? RANDOMIZE

IF PROTESTANT ASK: Do you consider yourself to be an evangelical protestant?

- | | | |
|-----|--|-----|
| 1. | Evangelical Protestant | 3% |
| 2. | Protestant Non-Evangelical | 5% |
| 3. | Catholic/ Roman Catholic | 3% |
| 4. | Orthodox Christian | 2% |
| 5. | Jewish | 1% |
| 6. | Muslim | <1% |
| 7. | Buddhist | 1% |
| 8. | Hindu | <1% |
| 9. | Atheist | 5% |
| 10. | Agnostic | 11% |
| 11. | Latter-Day Saints/ Mormon | 55% |
| 12. | Other (Please Specify_____) | 11% |
| 13. | DK/Refused DNR | 5% |

58. In what year were you born? RECORD EXACT FOUR DIGIT RESPONSE; RECODE INTO CATEGORIES

- | | | |
|----|---|-----|
| 1. | 18-24 | 9% |
| 2. | 25-34 | 17% |
| 3. | 35-44 | 19% |
| 4. | 45-54 | 16% |
| 5. | 55-64 | 18% |
| 6. | 65-74 | 11% |
| 7. | 75 or over | 9% |
| 8. | Refused DNR | 2% |

59. Sex: BY OBSERVATION

- | | | |
|----|--------|-----|
| 1. | Male | 49% |
| 2. | Female | 51% |

60. Congressional District Next Election: **PRE-CODE**

1.	CD 1	26%
2.	CD 2	24%
3.	CD 3	25%
4.	CD 4	24%

61. County: **PRE-CODE**

1.	Beaver	0%	16.	Piute	0%
2.	Box Elder	3%	17.	Rich	<1%
3.	Cache	3%	18.	Salt Lake	37%
4.	Carbon	1%	19.	San Juan	1%
5.	Daggett	0%	20.	Sanpete	2%
6.	Davis	11%	21.	Sevier	1%
7.	Duchesne	0%	22.	Summit	1%
8.	Emery	1%	23.	Tooele	2%
9.	Garfield	0%	24.	Uintah	1%
10.	Grand	<1%	25.	Utah	18%
11.	Iron	2%	26.	Wasatch	0%
12.	Juab	0%	27.	Washington	6%
13.	Kane	<1%	28.	Wayne	<1%
14.	Millard	<1%	29.	Weber	8%
15.	Morgan	<1%			

62. September Core Action Universe Models: **PRE-CODE**

63. September Message Universe Models: PRE-CODE

1.	[REDACTED]	[REDACTED]
2.	[REDACTED]	[REDACTED]
3.	[REDACTED]	[REDACTED]
4.	[REDACTED]	[REDACTED]
5.	[REDACTED]	[REDACTED]
6.	[REDACTED]	[REDACTED]

64. General Election Vote History: PRE-CODE

1.	0 of 4	6%
2.	1 of 4	9%
3.	2 of 4	18%
4.	3 of 4	29%
5.	4 of 4	38%

65. Turnout Tier: PRE-CODE

1.	Tier 1	25%
2.	Tier 2	25%
3.	Tier 3	25%
4.	Tier 4	25%

66. Interview Method: PRE-CODE

1.	Cell	64%
2.	Landline	36%