



2019-20 Family Engagement Report



The 2019-20 Family Report!

Family and Community Engagement is a District Priority.

In the winter of 2019, the BSD Family Engagement office conducted a family engagement survey. This survey consisted of three primary questions which rolled up into an overarching domain for family engagement.



Goal 5 Strategic Plan



"Families, particularly those who have been traditionally marginalized are more informed, better able to find support, and are more empowered to contribute to student success."

Strategic Plan Measure of Success



By 2023 at least 75% of families report they feel informed, supported and empowered to contribute to their student's success as measured by the Family Engagement Survey and the gap between all families and following subgroups will not exceed 5 percentage points: Black, Hispanic/Latino, Special Education, Multilingual Learners, and Low Income.

Survey Results Set Baseline

The survey results helped to establish a baseline which allows the district to measure engagement outcomes. In order to further this work and create opportunities for all district families to support their student, we strive to take these additional steps:

- Encourage schools to review their individual school survey results and connect with families to increase lasting partnerships.
- Collaborate with families across the district to develop strategies and goals to increase engagement, especially for communities who have been furthest from educational justice.

School Improvement Plans

Every school in the Bellevue School District is incorporating key strategies and targets for Family Engagement into their 2020-21 School Improvement Plans. This work will continue through the fall and winter.

Information obtained by schools in partnership with their communities will be aggregated into district-wide measures and incorporated into Annual Plan goals.

Annual Target

2019-20 Goal: Create Baseline- Reach 20% Participation Rate for Every Racial Group

Survey Window: The survey took place from February 25-March 28, 2020

Survey Administration: The survey was made available and administered through Panorama on-line

Survey Translation: The survey was translated into five languages: Spanish, Simplified Chinese, Korean, Vietnamese and Russian

Response Rate Calculation: For every family, the survey was made available for the oldest child at each school – resulting in surveys being generated for 17, 519 students.

COVID-19 Consideration: COVID-19 began having a major impact in our district about one week after the survey window opened. However, results show insignificant difference between results from the first week of the survey (pre-COVID-19) and subsequent weeks.



The Survey Results



65% Positive Response

District families felt their school kept them informed, able to find support and empowered to contribute to student success.

4029 Completed Surveys

An overall district response rate of 23%



27% High and 17% Low

Response rates were highest at the elementary school level (27%) and lowest at the high school level (17%)

Higher than Average

Families with students in language immersion programs had substantially higher response rates than average.

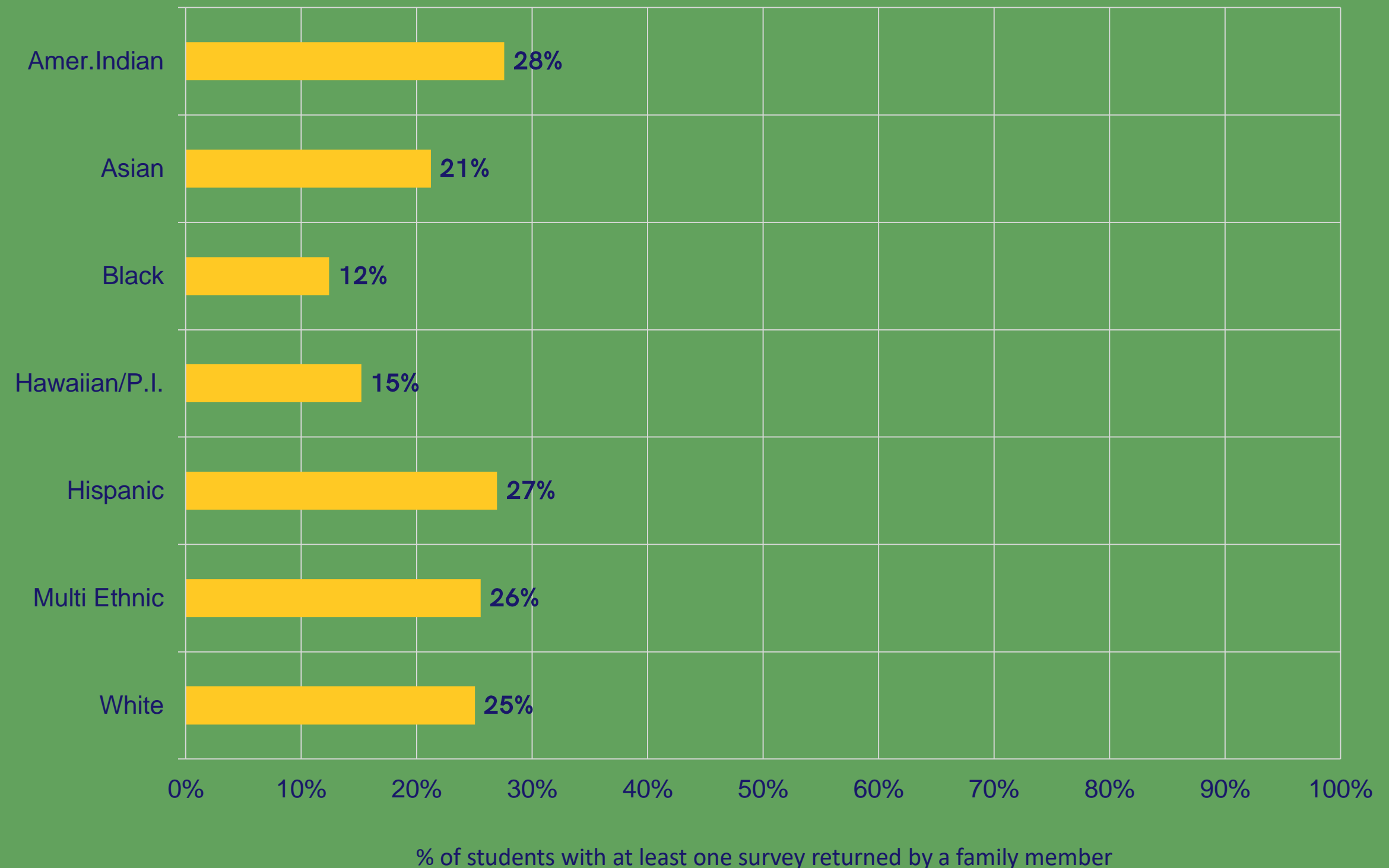
Participation Rates

Category	Subgroup	# of students in survey sample	% of students with at least 1 survey completed
All	Total	17,519	23%
School Level	Elementary School	7,190	27%
	Middle School	4,352	25%
	High School	5,977	17%
Income Level	Free/reduced price meals eligible	2,828	18%
ELL	English Learner	2,385	24%
Special Education	Special Education services eligible	1,450	21%
Dual Language Program	Mandarin Dual Language	389	43%
	Spanish Dual Language	463	35%
	International Spanish Academy (ISA)	800	35%
Advanced Learning	Advanced Learning services eligible	2,891	26%

An overall district response rate of 23%

Participation by Racial Group

The Annual Goal was to attain a 20% participation rate from each racial group in our community. Participation did not meet that threshold for two of our community groups.



Survey Questions & Results

The overarching domain of family engagement included questions about families feeling informed, supported and empowered.

Measure	Question	% Favorable
Overall Sense of Family Engagement	BSD families felt that their school engaged them in ways that allowed them to be informed, supported and empowered to support their student’s learning	65%
Families Feeling of Informed	To what extent do you feel informed by the school to contribute to your student’s success?	66%
Families Feeling of Supported	To what extent do you feel supported by the school to contribute to your student’s success?	64%
Families Feeling of Empowered	To what extent does the school view you as a partner in contributing to your student’s success?	66%

Feeling Informed

Families Feeling Informed to Contribute to Student Success



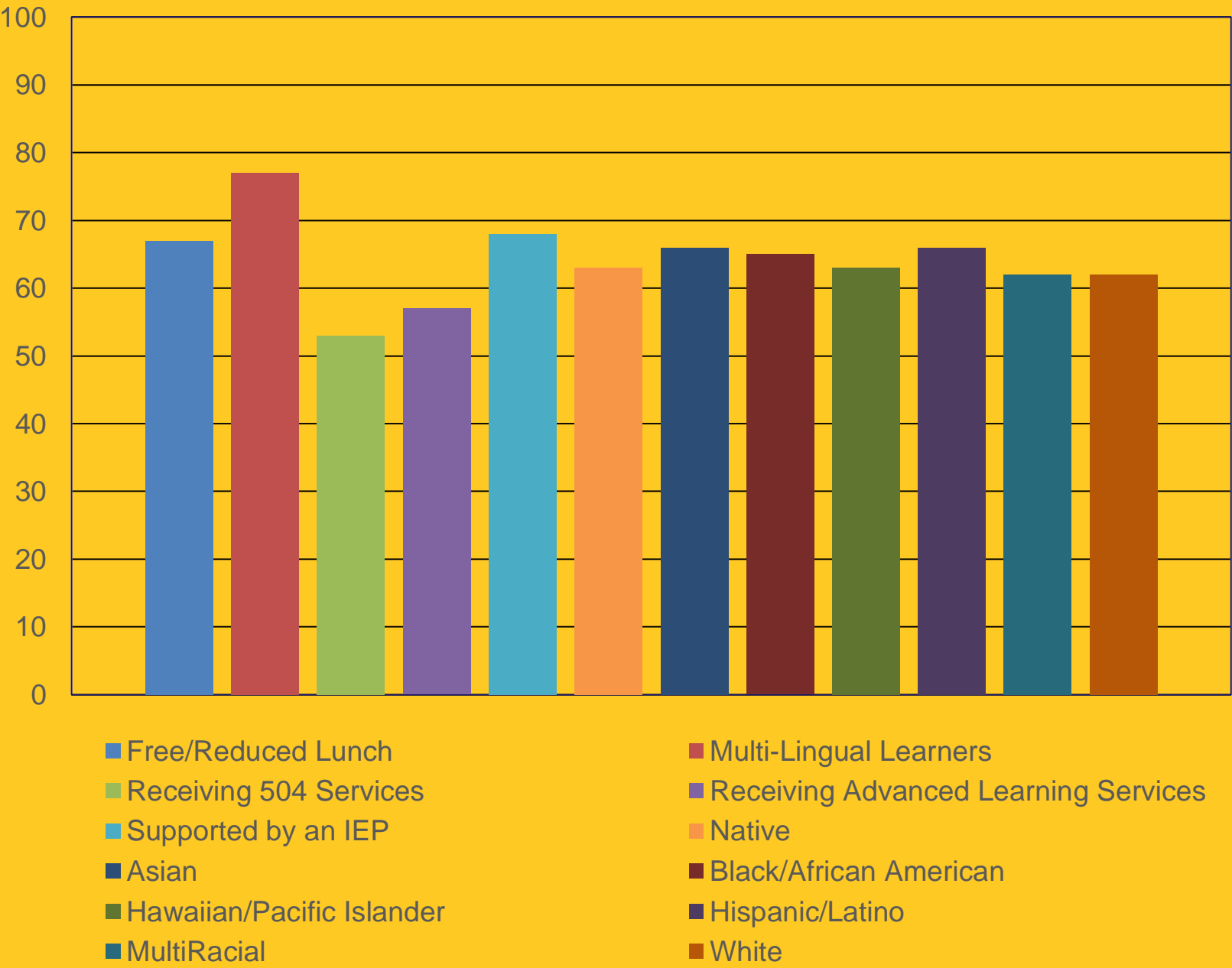
Grade Level Results

% Favorable Response



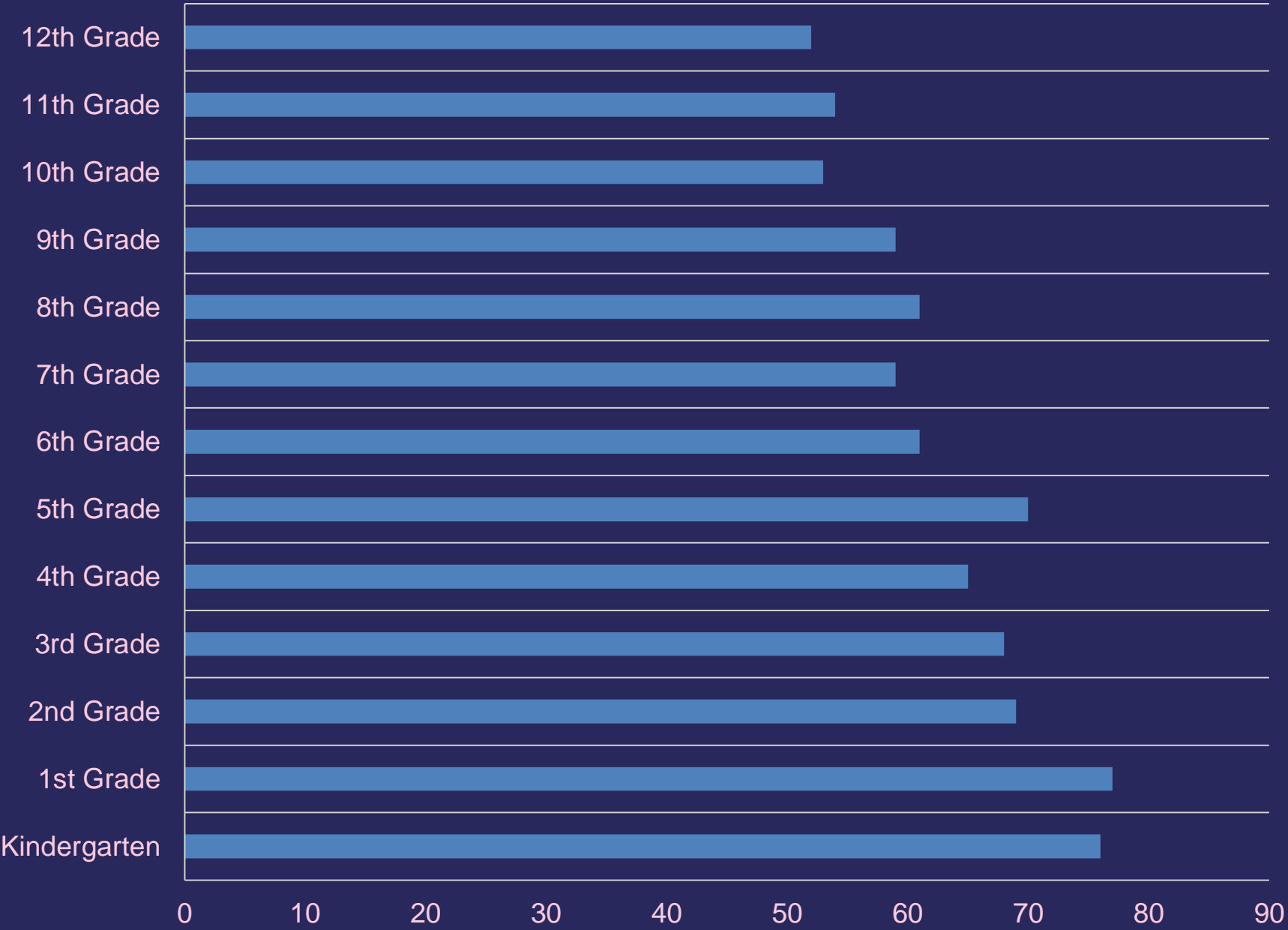
Feeling Supported

Families Feeling Supported to Contribute to Student Success



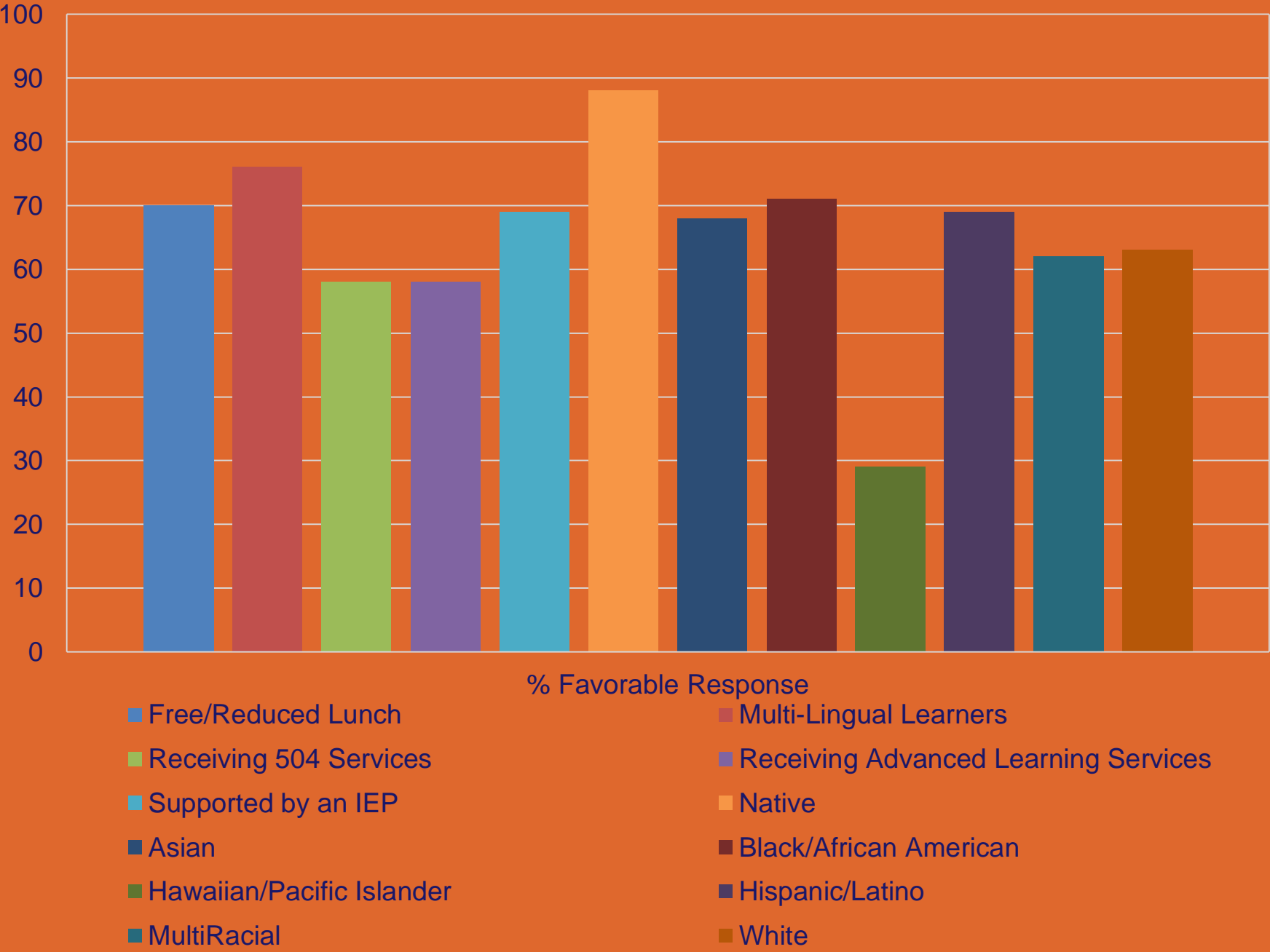
Grade Level Results

% Favorable Response



Feeling Empowered

Families Feeling Empowered to Contribute to Student Success



Grade Level Results

% Favorable Response





Consistent Updates

Families asked for more consistent updates on their child's individual academic progress, areas of strength, and areas for improvement, especially if their child is struggling.



Open-Ended Question Results

Analysis of the dominant themes showed need for greater communication and parent partnership.

More Information About Student Learning

More information about learning (curriculum), what courses are offered, homework/assessments/grading, and post-secondary options



Active Partners

More ideas, opportunities, and resources to help families be active participants in their child's education and to support their individual learning needs at home.



Building on A Solid Foundation

Setting A Baseline

The first step in the data collection process (the survey) helped to set a baseline for family engagement.

Setting Strategies

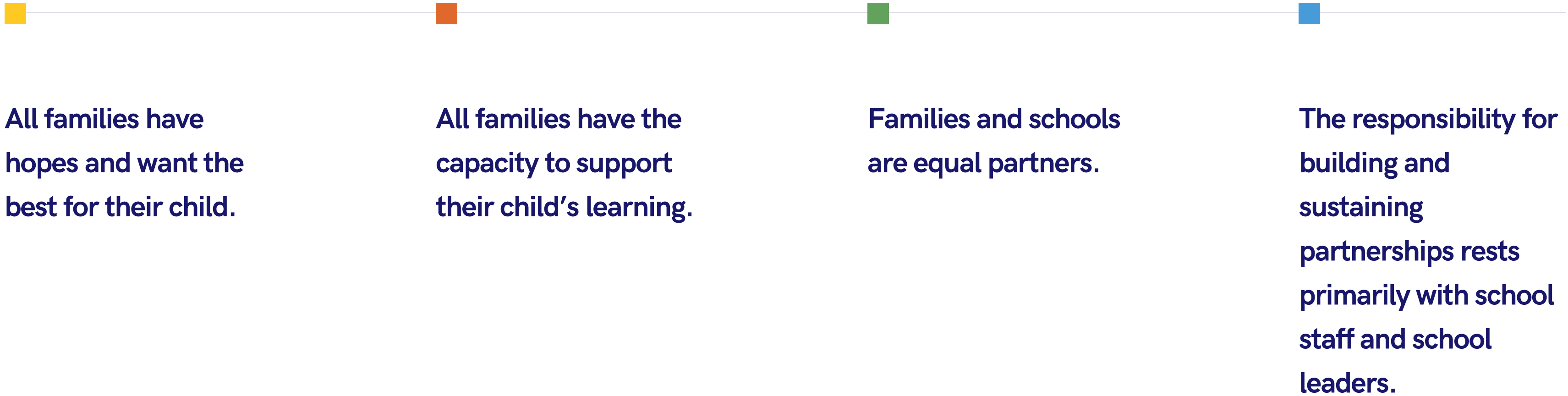
Now individual schools will use their school data to set individual school targets. These targets will have connected strategies.

Deeper conversations

These strategies will help to build deeper connections with parents. Trusting relationships can emerge through actionable steps.

The Four Pillars

The foundation of family engagement holds the following to be true.



Next Steps for BSD Family Engagement

For the 2020-21 school year, the annual plan sets a district goal to increase the percentage of families feeling informed. In order to reach this goal, we strive to learn from families how they can be better informed, supported and empowered to support their student’s success. Here’s a timeline of what you can expect.

October 2020	November 2020	December 2020	February 2021
2019-20 Family Engagement Report Sent to Families	Schools will develop their School Improvement Plans for family engagement.	Once approved, schools will begin to implement their strategies for family engagement	2020-21 Family Engagement Survey goes out to all district parents

Moving Forward Together

Families can expect that the district family engagement team will send out a series of family engagement newsletters to provide information on ways that families can support their students. In addition, a family engagement task force will be created to strengthen the engagement efforts by the district.





Questions?

Email District Family Engagement Coordinators:
Benjamin Roldan Rojas (roldanb@bsd405.org),
Gargi Trichel (trichelg@bsd405.org) or
Director of Equity, Shomari Jones
(joness@bsd405.org)