

Students SPARC

Each institution has its own SPARC course in which the students who have not completed the training as of 10/23/2018 will be pre-enrolled.

To access the course, log onto Blackboard. On the Home page, look for My Organizations and the Training course will be listed there as "Institution name Students SPARC FALL 2018." If you do not see it, please contact your campus Title IX Coordinator.

Notifications Dashboard

Personalize Page

▼ Baruch College

Attention students: the Baruch College Center for Teaching and Learning is interested in student opinions and attitudes about online and hybrid courses. [Please take this anonymous survey.](#) It will take you fewer than five minutes, and will have a great impact on the College's planning going forward. Thank you!

Important Note for Faculty: Students will not see their course unless it is made "available." To do this, click the course link on this home page, and then, from the control panel, click **Customization > Properties > Set Availability: Yes > Submit**.

Important Note for Students: Students, please check your e-mail address on file with Blackboard to avoid any problems with receiving e-mails from your professors. Under the **Tools** section on the left-hand side of this home page, click **Update Email**. Please make sure your e-mail address has the following format: **firstname.lastname@baruchmail.cuny.edu**.

For Baruch Announcements, please click the Baruch College tab at the top or [click here](#).

For help with Blackboard, please click the Help tab at the top or [click here](#).

▼ My Courses

Courses where you are: Instructor

123bbtest merged (not currently available)

BBTEST

BBTEST

Race and th (not currently available)

Turnitin_2018

Courses where you are: Student

CCNY_MERGE_ISSUE

Turnitin

Student SPARC Training will be displayed in the My Organizations section of Blackboard's home page as "Institution name Students SPARC FALL 2018"

▼ My Organizations

Organizations where you are: Participant

Baruch Students SPARC FALL 2018

Organizations where you are: Organization Leader

CUNY ONLINE WORKSHOPS

▼ My Announcements

CUNYfirst MyInfo

Use CUNYfirst MyInfo (available as Android and iOS apps) to quickly find key information for the new semester, such as class schedules, textbooks, and program plan and hold information.

[Try it now >>](#)

[FAQs >>](#)

Office 365 for Education

Active faculty have free access to Microsoft Office 365 for Education online applications and services.

Faculty can log into Office 365 for Education at [login.microsoftonline.com/?whr=login.cuny.edu](#)

CUNY Cloud virtual desktop

Use CUNY Virtual Desktop to access ArcGIS, SPSS, SAS, Mathematica, Maplesoft or Matlab software from home or on your laptop.

Log into the CUNY Virtual Desktop at [www.cuny.edu/virtualdesktop](#)

Course entry page.

Students SPARC DEV Course

- Announcements
- Tools
- Help
- SPARC Training Module Selection Page**
- SPARC Completion History
- SPARC Completion Certificate

Announcements

Instruction
Posted on: Th

Click on the SPARC Training Module Selection Page to access the first training module.

- 1 - Select the "SPARC Training Module Selection Page" option from the menu on the left and follow the instructions.
- 2 - Once completed, if you wish to print a certificate showing the earliest date you completed the SPARC Online Training, select "SPARC Completion Certificate" from the menu on the left and click the small printer icon on the SPARC Completion Certificate.
- 3 - If you have been asked to take SPARC more than once and require proof of the most recent date of completion, select "SPARC Completion History" from the menu on the left and print the page.

Blackboard

SPARC Training Module Selection Page.

First, read the instructions carefully. Then, click on CUNY SPARC Online Training-Module 1 to launch the first module.

SPARC Training Module Selection Page

Read the instructions before starting the module



Instructions:

SPARC Online Training consists of four (4) modules. **You must complete all of them to get credit for completing SPARC.**

Please note that we use adaptive release for this course. You have to view each module and then complete the one (1) question validation before the next module will become available. Once you complete all four modules and the final validation, you will be able to print your certificate. Each module is designed to be approximately 5-10 minutes.

Please complete each individual module in one sitting as it will not resume where you left off.

Click here to launch/start the first module.



[CUNY SPARC Online Training - Module 1](#)

Please click the link above to view Module 1. After viewing all of the slides, complete the validation, which will appear below to access Module 2.

SPARC Version 2.0 - Updated September 20, 2018

Course CUNY

CUNY SPARC Online Training - Module 1

https://bbhosted.cuny.edu/courses/1/CO_SSARC_D

Search

CUNY THE GREATEST URBAN UNIVERSITY IN THE WORLD

Menu

- 1. Module 1: Welcome and Introductions
 - 1.1. Title Slide
 - 1.2. Don't Forget to Complete the Validation
 - 1.3. Begin Module 1
 - 1.4. Welcome to SPARC Training
 - 1.5. Welcome
 - 1.6. Call to Action
 - 1.7. Compliance
 - 1.8. Inclusivity
 - 1.9. Quiz






CUNY SPARC Online Training - Module 1

Resources

If you don't see the buttons below, increase the size of the window by dragging the right corner.

Module 1: Welcome & Introduction

Check the box to the left for the accessible version of this module. ?

 Click to begin Module 1: Introduction	 Definitions	 Resources	 Next Steps	 Quit when Finished
---	--	---	--	--

Click on the first button (i) to start the module

Click on the Continue button to move to the next slide.

CUNY SPARC Online Training - Module 1

Resources

Welcome to SPARC Training

You cannot use the links from the menu to move to the next slide .
You have wait until the Continue button is displayed and click on it.

Trigger Warning: The information contained within this course touches on the subjects of sexual and relationship violence. If you have personal experience with this subject matter you may find some of this content difficult.

If at any point you find yourself needing emotional support or you would like to discuss your options for completing this course in an emotionally supportive environment, please contact the University Title IX Director, Ms. Rodney Pepe-Souvenir at Rodney.Pepe-Souvenir@cuny.edu

Continue

Click on the Continue button to move to the next slide

Menu

- 1. Module 1: Welcome and Introductions
 - 1.1. Title Slide
 - 1.2. Don't Forget to Complete the Validation
 - 1.3. Begin Module 1
 - 1.4. Welcome to SPARC Training
 - 1.5. Welcome
 - 1.6. Call to Action
 - 1.7. Compliance
 - 1.8. Inclusivity
 - 1.9. Quiz



Menu

- 1. Module 1: Welcome and Introductions
 - 1.1. Title Slide
 - 1.2. Don't Forget to Complete the Validation
 - 1.3. Begin Module 1
 - 1.4. Welcome to SPARC Training
 - 1.5. Welcome
 - 1.6. Call to Action
 - 1.7. Compliance
 - 1.8. Inclusivity
 - 1.9. Quiz

CUNY SPARC Online Training - Module 1

Resources

Quiz

The Quiz page is interactive. You can click on it to select your answer. Then, click submit.

Read the following statements. Which of these students have experienced sexual or intimate partner violence and as a result, may need interim and supportive measures from the college?

- ☒ Angel will not let his boyfriend Ben go to the gym because he is afraid that Ben will flirt with other men.
- ☐ Luc is pledging a fraternity and was told to have sex and take a picture of them in the act. While Luc and Sage had consensual sex, Luc used a secret camera in the background to take their picture.
- ☐ Jordyn has been spreading rumors about Emery since they stopped hooking up. Jordyn has also been using Emery's social media to find out his schedule and show up where ever he is.
- ☐ Finley and Beth attend the same college. One Friday night they go to a party in Brooklyn. On their way home, Beth put her hand down Finley's pants without permission to see how Finley would react.

[Go Back](#)[Submit](#)

Complete the module.

CUNY SPARC Online Training - Module 1

Resources

Don't Forget to Complete the Validation

After you exit this module, you must complete the 1 question validation quiz on the Module Selection Page to gain access to Module 2 and continue your training.

SPARC Module 1 Validation

Enabled: Adaptive Release
Click the link and answer the question to continue on to Module 2.

Congratulations, you have completed Module 1!
Please click "Return to Module Selection Page" to exit.
Then click the link marked "SPARC Module 1 Validation"

Click on "Return to Module Selection Page" button to confirm completion of the module. This will take you the SPARC Training Moudule Selection Page.

Go Back Return to Module Selection Page

PREV NEXT

Once you click on the “Return to Module Selection Page” button, the window will close and you should see the SPARC Training Module Selection Page. Now, you need take the validation test in order to have access to the second module. Click on the SPARC Module 1 Validation link.

The screenshot shows the 'SPARC Training Module Selection Page'. On the left is a dark teal sidebar with a home icon and the following menu items: 'Students SPARC DEV Course', 'Announcements', 'Tools', 'Help', 'SPARC Training Module Selection Page' (highlighted), 'SPARC Completion History', and 'SPARC Completion Certificate'. The main content area has a light gray header with the title 'SPARC Training Module Selection Page'. Below this is an 'Instructions' section with a document icon, stating that SPARC Online Training consists of four modules and that all must be completed for credit. It notes the use of adaptive release and that each module takes 5-10 minutes. A bold instruction states: 'Please complete each individual module in one sitting as it will not resume where you left off.' The next section is 'CUNY SPARC Online Training - Module 1', featuring a box icon and instructions to click a link above to view Module 1 and complete a validation to access Module 2. It also mentions 'SPARC Version 2.0 - Updated September 20, 2018'. At the bottom, there is a 'SPARC Module 1 Validation' section with a document icon showing a red X and a green checkmark. A red box highlights this section, and a red arrow points from a text box that says 'Click on the SPARC Module 1 Validation link.' to the 'SPARC Module 1 Validation' link.

SPARC Training Module Selection Page

Instructions:

SPARC Online Training consists of four (4) modules. **You must complete all of them to get credit for completing SPARC.**

Please note that we use adaptive release for this course. You have to view each module and then complete the one (1) question validation before the next module. Once you complete all four modules and the final validation, you will be able to print your certificate. Each module is designed to be approximately 5-10 minutes.

Please complete each individual module in one sitting as it will not resume where you left off.

CUNY SPARC Online Training - Module 1

Please click the link above to view Module 1. After viewing all of the slides, complete the validation, which will appear below to access Module 2.

SPARC Version 2.0 - Updated September 20, 2018

SPARC Module 1 Validation

Click the link and answer the question to continue on to Module 2.

Begin: SPARC Module 1 Validation

INSTRUCTIONS

Force Completion Once started, this test must be completed in one sitting. Do not leave the test before clicking **Save and Submit**.

Multiple Attempts This test allows multiple attempts.

Click **Begin** to start: SPARC Module 1 Validation. Click **Cancel** to go back.

Click Begin to start. Click Cancel to quit.

Click on the Begin button to start the validation test.

Cancel **Begin**

Take Test: SPARC Module 1 Validation

★ Test Information

Description

Instructions Please answer this one question validation to move on to Module 2.

Multiple Attempts This test allows multiple attempts.

Force Completion Once started, this test must be completed in one sitting. Do not leave the test before clicking **Save and Submit**.

✖ Question Completion Status:

Select Yes or No

QUESTION 1

Do you certify that you have viewed and understand the content contained in Module 1?

- ☐ Yes
☐ No

Click Save and Submit to save and submit. Click Save All Answers to save all answers.

100 points Save Answer

Click Save and Submit.

Do not click Save All Answers.

Save All Answers

Save and Submit

ation to move on to Module 2.

pleted in one si

Test submission confirmation: Click Cancel to return to the test. Click OK to submit assessment.

Click on the OK button



OK

Cancel

Test Submitted: SPARC Module 1 Validation

Test saved and submitted.

Student: Krafins Valcin_PreviewUser
Test: SPARC Module 1 Validation
Organization: Students SPARC DEV Course (CO_SSPARC_DEV)
Started: 10/18/18 3:42 PM
Submitted: 10/18/18 3:46 PM
Time Used: 4 minutes

Click OK to review results.
Thursday, October 18, 2018 3:46:29 PM EDT

Click the OK button



← OK

Review Test Submission: SPARC Module 1 Validation

User	Krafin's Valcin_PreviewUser
Course	Students SPARC DEV Course
Test	SPARC Module 1 Validation
Started	10/18/18 3:42 PM
Submitted	10/18/18 3:46 PM
Status	Completed
Attempt Score	100 out of 100 points
Time Elapsed	4 minutes
Instructions	Please answer this one question validation to move on to Module 2.

Question 1

100 out of 100 points

Do you certify that you have viewed and understand the content contained in Module 1?

Thursday, October 18, 2018 3:47:13 PM EDT



Students SPARC DEV Course

Announcements

Tools


Help

SPARC Training Module Selection Page

SPARC Completion History

SPARC Completion Certificate


SPARC Training Module Selection Page

**Instructions:**

SPARC Online Training consists of four (4) modules. **You must complete all of them to get credit for completing SPARC.**

Please note that we use adaptive release for this course. You have to view each module and then complete the one (1) question validation before the next module will become available. After you complete all four modules and the final validation, you will be able to print your certificate. Each module is designed to be approximately 5-10 minutes.


Please complete each individual module in one sitting as it will not resume where you left off.



CUNY SPARC Online Training - Module 1


Please click the link above to view Module 1. After viewing all of the slides, complete the validation, which will appear below to access Module 2.

SPARC Version 2.0 - Updated September 20, 2018



SPARC Module 1 Validation

Click the link and answer the question to continue on to Module 2.



CUNY SPARC Online Training - Module 2

Please click the link above to view Module 2. After viewing all of the slides, complete the validation, which will appear below to access Module 3.

SPARC Version 2.0 - Updated September 20, 2018

Follow the same process until you complete module and validation 4.



SPARC Module 2 Validation

Enabled: Adaptive Release

Click the link and answer the question to continue on to Module 3.



CUNY SPARC Online Training - Module 3

Enabled: Adaptive Release, Statistics Tracking

Please click the link above to view Module 3. After viewing all of the slides, complete the validation,

SPARC Version 2.0 - Updated September 20, 2018



SPARC Module 3 Validation

Enabled: Adaptive Release

Click the link and answer the question to continue on to Module 4.



CUNY SPARC Online Training - Module 4

Enabled: Adaptive Release, Statistics Tracking

Please click the link above to view Module 4. After viewing all of the slides, complete the validation,

SPARC Version 2.0 - Updated September 20, 2018



SPARC Module 4 Validation and SPARC Completion Certification

Enabled: Adaptive Release

Click the link and answer the question to complete the SPARC Online Training Program.

Once “SPARC Module 4 Validation and SPARC Completion Certificate” is done, you should be able to print the certificate.

Click on the SPARC Completion Certificate link.

The screenshot displays the 'SPARC Training Module Selection Page'. On the left is a dark teal sidebar with a home icon at the top, followed by a plus icon, a folder icon, a refresh icon, and a double-up arrow icon. The sidebar menu includes: 'Students SPARC DEV Course' (with a home icon), 'Announcements', 'Content' (with a calendar icon), 'Tools', 'Help', 'SPARC Training Module Selection Page', 'SPARC Completion History', and 'SPARC Completion Certificate' (which is highlighted with a red box). A red arrow points from this box to a white callout box with a red border containing the text: 'Click here to view and print your certificate.' The main content area has a light gray header with the title 'SPARC Training Module Selection Page' and a dropdown arrow. Below the header is a dark gray navigation bar with links: 'Build Content' (dropdown), 'Assessments' (dropdown), 'Tools' (dropdown), and 'Partner Content' (dropdown). The main content area features a document icon, the heading 'You Have Completed SPARC Online Training', and the text 'Enabled: Adaptive Release'. Below this, it states: 'You have successfully completed SPARC training at least 1 time. Click the **SPA** the current version. Then, click the **SPARC Completion Certificate**'. A second document icon is shown below the 'Instructions:' heading, which states: 'SPARC Online Training consists of four (4) modules. **You must complete all of**'.

Click on the Printer Icon to open the certificate in print format. Make sure Pop-up blocker is disabled.

All Achievements

Earned Achievements



SPARC Completion Certificate

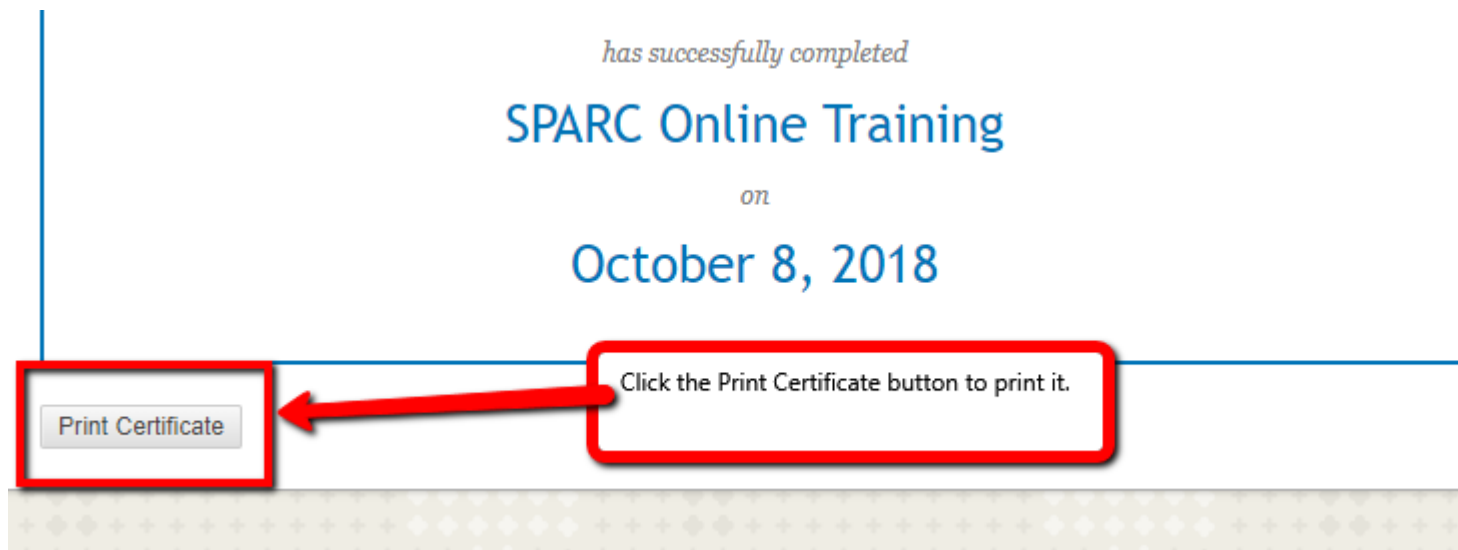
This certificate is awarded after comple...



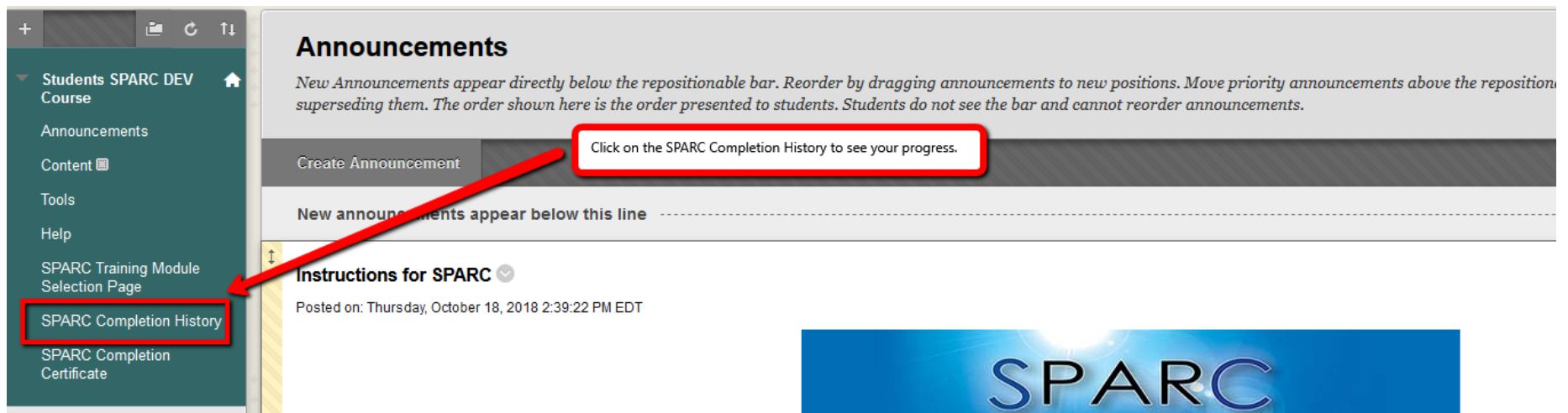
Click on the printer icon to print the certificate.

This certificate is awarded after comple...

Click on the print button at the



SPARC Completion History



You must have a total grade of 100 in order to complete the training and print the certificate. All items must have the green check mark next to them. All module validations must have a grade of 100. Otherwise, you have not fully completed the training. You need to go back to the SPARC Training Module Selection Page to complete what you have not completed yet.

SPARC Online Training

Announcements

SPARC Training Module Selection Page

SPARC Completion Certificate

SPARC Completion History

My Grades

All

Graded

Upcoming

Submitted

If don't see any grades for any of the Module Validations and the Total is not 100, this means you haven't fully completed the training.

Order by: Cour

ITEM	LAST ACTIVITY	GRADE
Total View Description Grading Criteria		100.00000 /100
CUNY SPARC Online Training View Description	UPCOMING	-
SPARC Module 1 Validation Test	Oct 8, 2018 9:53 PM GRADED	100.00000 /100
SPARC Module 2 Validation Test	Oct 8, 2018 10:20 PM GRADED	100.00000 /100
SPARC Module 3 Validation Test	Oct 8, 2018 10:52 PM GRADED	100.00000 /100
SPARC Module 4 Validation and SPARC Completion Certification Test	Oct 8, 2018 10:54 PM GRADED	100.00000 /100
CUNY SPARC Online Training - Module 1 View Description	Oct 8, 2018 9:53 PM GRADED	
CUNY SPARC Online Training - Module 2 View Description	Oct 8, 2018 10:20 PM GRADED	
CUNY SPARC Online Training - Module 3	Oct 8, 2018 10:54 PM	