

Iowa Healthcare Collaborative

PATIENT SAFETY CONFERENCE

NOVEMBER 16, 2022

PATIENT SAFETY AWARD AND POSTER SYMPOSIUM

PROMOTING + SHARING BEST PRACTICES

The Meadows Events and Conference Center | 1 Prairie Meadows Dr | Altoona, IA



Iowa Healthcare Collaborative PATIENT SAFETY CONFERENCE NOVEMBER 16, 2022

Apply



SEPT. 15
Application
Deadline

Design



Prepare



NOV. 1
Submit Poster
and Abstract

NOV. 16
Present
Poster

ABOUT THE PATIENT SAFETY AWARD AND SYMPOSIUM

WHY PARTICIPATE?

The Iowa Healthcare Collaborative (IHC) Patient Safety Award and Poster Symposium will be an opportunity for promoting and sharing best practices during the IHC Patient Safety Conference on November 16, 2022. The Patient Safety Award will recognize outstanding leadership and achievement demonstrated by healthcare providers, hospitals, communities, clinics and organizations. The award will honor champions who support initiatives that improve patient safety, promote population health, reduce the risk of harm and encourage person-centered health.

Participants will submit an award nomination/entry form and create a poster using a provided template and prepare a 5-minute presentation to present to a review panel during the symposium. A template will be provided to assist with the presentation. One award will be presented per category, along with a "fan favorite" award that participants can vote on during the symposium.

Awards will be publicly presented at the IHC Patient Safety Conference on November 16.

One free registration for the IHC Patient Safety Conference will be included with each entry.

WHO CAN APPLY?

Individuals, hospitals, coalitions, community organizations, healthcare teams, physician practices and other healthcare professionals are encouraged to submit an application for the IHC Patient Safety Award and Poster Symposium.

STEP ONE: SUBMIT ENTRY FOR PATIENT SAFETY AWARD (SEPT. 15)

The application form is a commitment to submit a poster and present at the symposium. The application form must be submitted **online** (link). The application must be submitted no later than September 15.

Applicants may submit a poster in the following categories. One poster per category per organization can be submitted. Participants may choose to submit more than one application. Space is limited to 30 total posters.

CATEGORIES

- + Achievement in improving patient safety (reducing healthcare acquired conditions/infections, reducing preventable conditions, medication safety, risk reduction, etc.)
- + Achievement in improving care transitions (e.g. readmissions, community care coordination)
- + Achievement in improving health outcomes (e.g. patient safety across the board, chronic disease care)
- + Achievement in improving person and family engagement
- + Achievement in improving community service integration

STEP TWO: DESIGN YOUR POSTER (SEPT. 15 – NOV. 1)

Participants are to use the Poster Symposium **PowerPoint template** (*.pptx) to ensure consistency and ease when poster designing. Participants will also need to submit an abstract describing their project to be featured in a participant guide the day of the event. Posters will be printed free-of-charge by IHC. Posters will be set-up for you at the symposium. If you have any design questions, contact Lexie Hudachek at hudachekl@ihconline.org (e-mail).

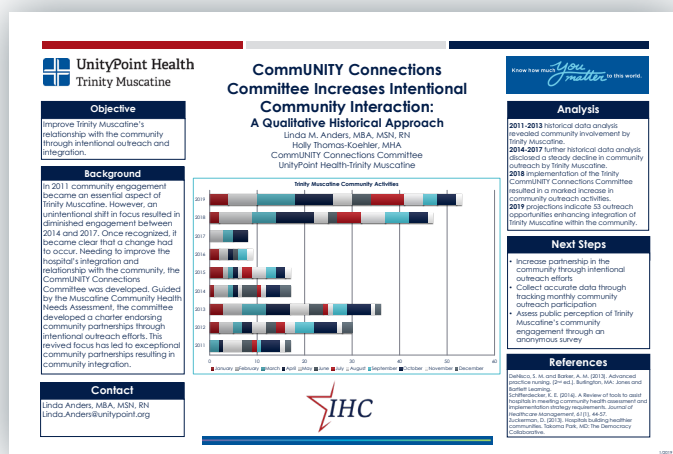
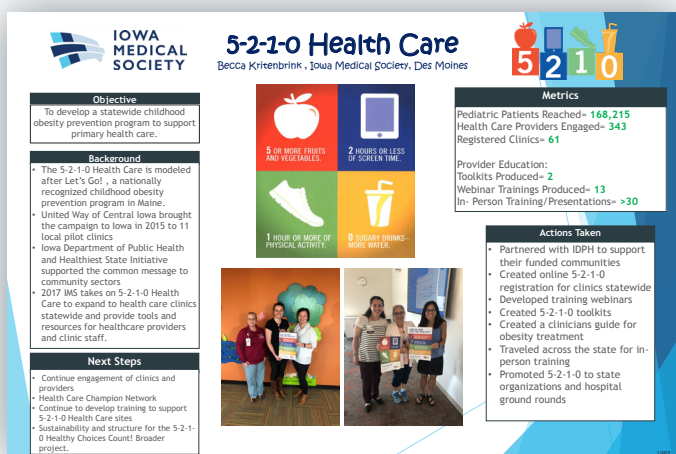
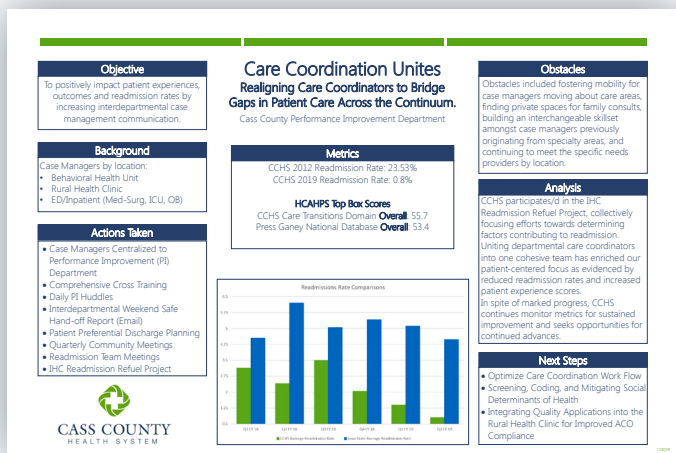
CONTENT DEVELOPMENT

- + Use of a planned method for improvement such as a Plan, Do, Study, Act (PDSA) cycle, Lean or Six Sigma is strongly encouraged.
- + Include information on your interdisciplinary team when applicable.
- + Improvement documenting data utilization such as survey results, audit findings, graphs or other illustrations is highly encouraged.
- + A projected plan for sustainability should be included.

POSTER SPECIFICATIONS

- + Use the PowerPoint Template. The printed posters will be 24" H x 36" W.
- + Posters will be printed in full color by IHC.
- + Font size should be no smaller than 8pt.
- + Completed PowerPoint slide should be saved as a PDF document. Please title your PDF document the same as your poster. To save as a PDF: in the "save as type" line, arrow down and select "PDF (*.pdf)."

EXAMPLES



STEP THREE: SUBMIT YOUR POSTER (NOV. 1)

WHAT TO SUBMIT

- + Poster PowerPoint PDF file
- + Abstract of your project

HOW TO SUBMIT

- + Make sure your PDF document is titled the same as your poster.
- + Poster PowerPoint PDF files and abstracts must be submitted to Lexie Hudachek at hudachekl@ihconline.org (e-mail) by November 1.

STEP FOUR: PREPARE TO PRESENT (NOV. 1 - 16)

- + Review the presentation template (to be sent out at a later date) for assistance planning your presentation.
- + Posters will be printed by IHC and set-up for you at the symposium.
- + All poster content will be reviewed during your presentation:
 - o Present a brief overview of your work (5 minutes).
 - o Answer any questions the judges may have (5 minutes).
- + A designated representative of your team must be available during your assigned time on November 15.
- + You will be notified of your presentation time by November 7.

JUDGING INFORMATION

All submissions for the IHC Poster Symposium will be reviewed by an independent committee of healthcare professionals experienced in improvement and evidence-based practice. Presentations will be judged on the following scoring criteria, with a 1-5 point rating system (5 = best) for each listed criteria.

- + Demonstrates process for measuring.
- + Demonstrates harm reduction, utilizing evidence-based practices successful in driving down harm.
- + Demonstrates sustainability and ability to produce results over time.
- + Demonstrates patient and family engagement as integral to measurable success.
- + Demonstrates culture change.

IHC reserves the right to make more than one award per category or to make no awards per category.

STEP FIVE: PRESENT YOUR POSTER (NOV. 16)

EVENT LOCATION AND SCHEDULE

The Meadows Events Conference Center
1 Prairie Meadows Dr
Altoona, IA 50009

The Team Leader will be contacted with further information about the day's schedule prior to the event.